



# ALLIED EXPLORATION AND GEOTECHNICS LIMITED

Unit 25 Stella Gill Industrial Estate, Pelton Fell  
 Chester-le-Street, Co.Durham. DH2 2RG  
 a UKAS LABORATORY Testing No. 1367



1367

## Consolidated Drained Shear Box Test

BS 1377 : PART 7 : 1990 Clause 4

(Specimen(s) Tested Submerged)

**Site:** Preliminary Onshore Ground Investigation for NZT

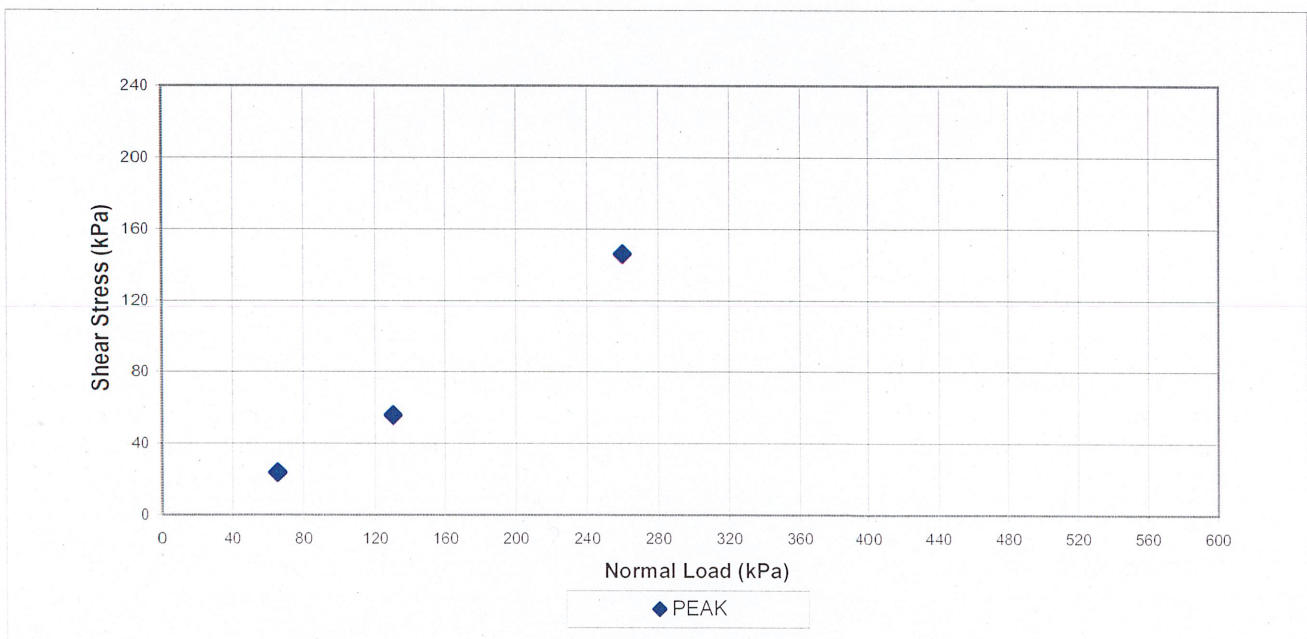
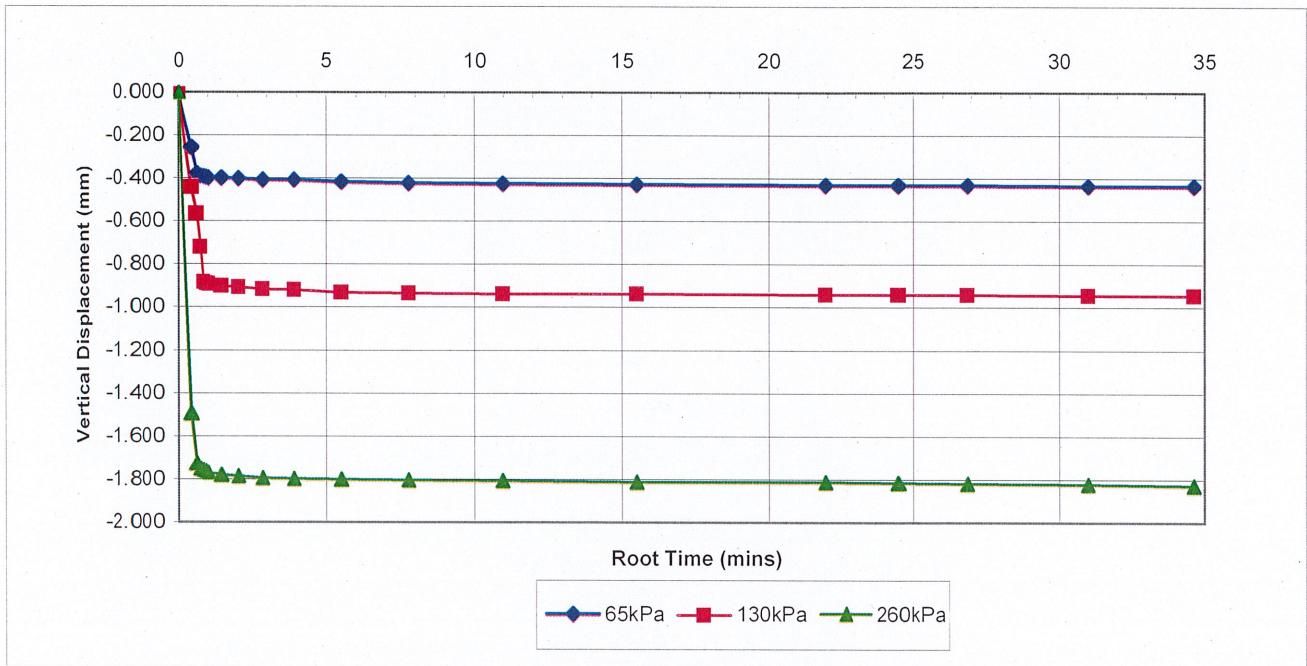
**Client:** AECOM

**Job No.** 4339

**Borehole:** MS BH15

**Sample:** B30

**Depth:** 7.95 m.





# ALLIED EXPLORATION AND GEOTECHNICS LIMITED

Unit 25 Stella Gill Industrial Estate, Pelton Fell  
 Chester-le-Street, Co.Durham. DH2 2RG  
 a UKAS LABORATORY Testing No. 1367



1367

## Consolidated Drained Shear Box Test

BS 1377 : PART 7 : 1990 Clause 4

(Specimen(s) Tested Submerged)

**Site:** Preliminary Onshore Ground Investigation for NZT

**Client:** AECOM

**Job No.:** 4339

**Borehole:** MS BH15

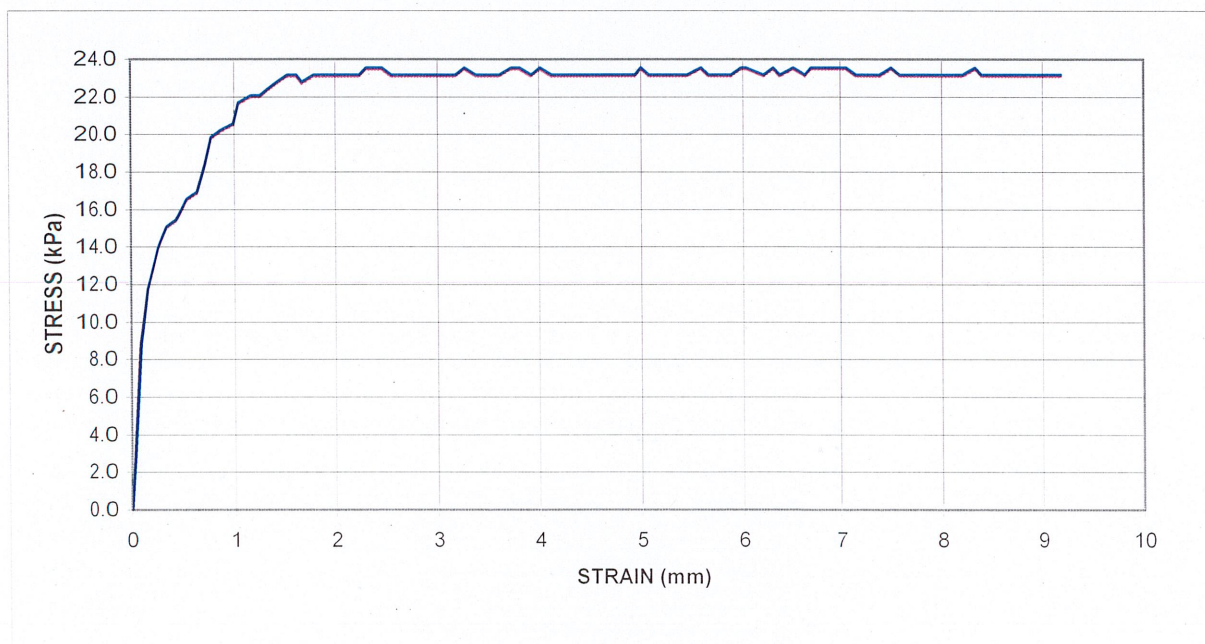
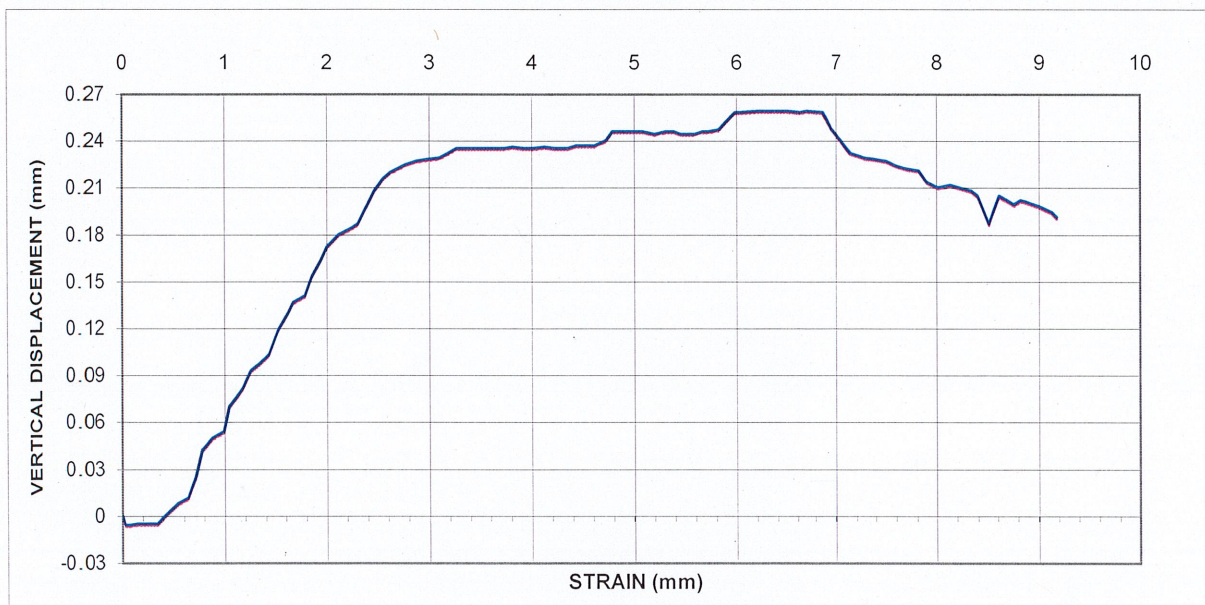
**Sample:** B30

**Depth:** 7.95 m.

**Stage Number** 1

**Pressure** 65 kPa

65 kPa





# ALLIED EXPLORATION AND GEOTECHNICS LIMITED

Unit 25 Stella Gill Industrial Estate, Pelton Fell  
 Chester-le-Street, Co.Durham. DH2 2RG  
 a UKAS LABORATORY Testing No. 1367



## Consolidated Drained Shear Box Test

BS 1377 : PART 7 : 1990 Clause 4

(Specimen(s) Tested Submerged)

1367

**Site:** Preliminary Onshore Ground Investigation for NZT

**Client:** AECOM

**Job No.:** 4339

**Borehole:** MS BH15

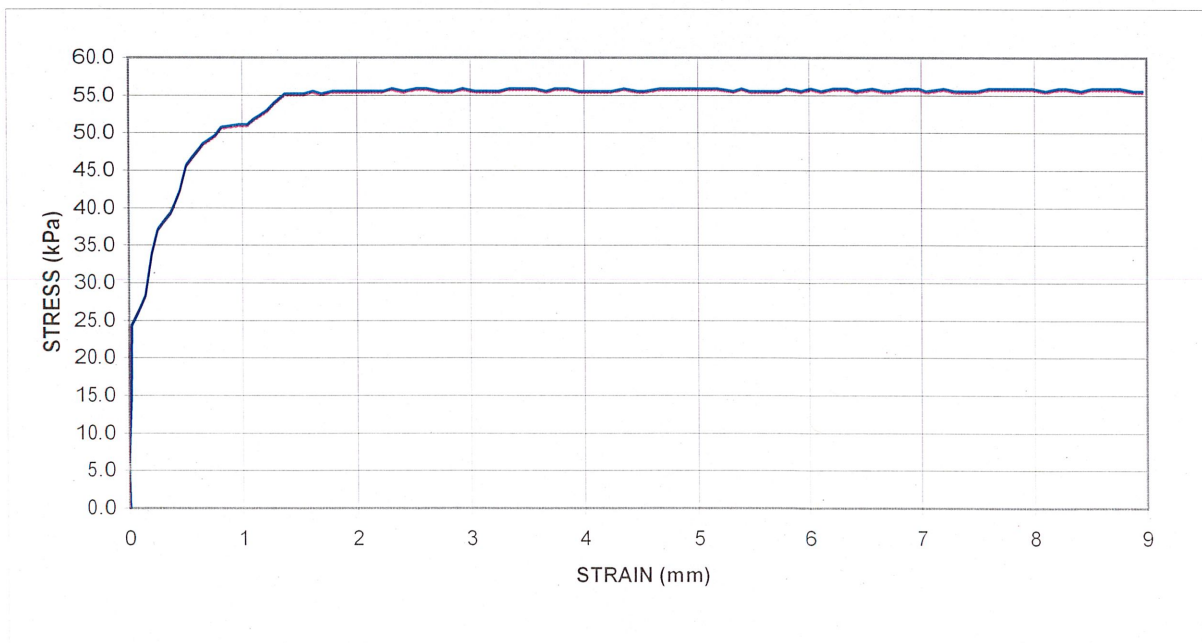
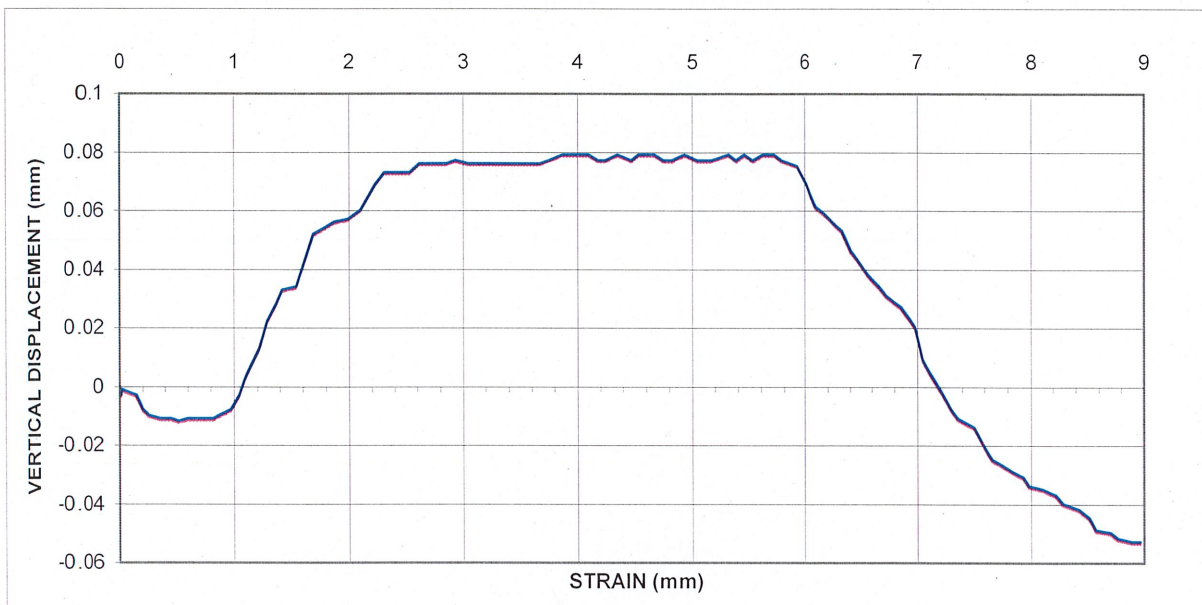
**Sample:** B30

**Depth:** 7.95 m.

**Stage Number** 2

**Pressure** 130 kPa

130 kPa





# ALLIED EXPLORATION AND GEOTECHNICS LIMITED

Unit 25 Stella Gill Industrial Estate, Pelton Fell  
 Chester-le-Street, Co. Durham. DH2 2RG  
 a UKAS LABORATORY Testing No. 1367



## Consolidated Drained Shear Box Test

BS 1377 : PART 7 : 1990 Clause 4

(Specimen(s) Tested Submerged)

1367

**Site:** Preliminary Onshore Ground Investigation for NZT

**Client:** AECOM

**Job No.:** 4339

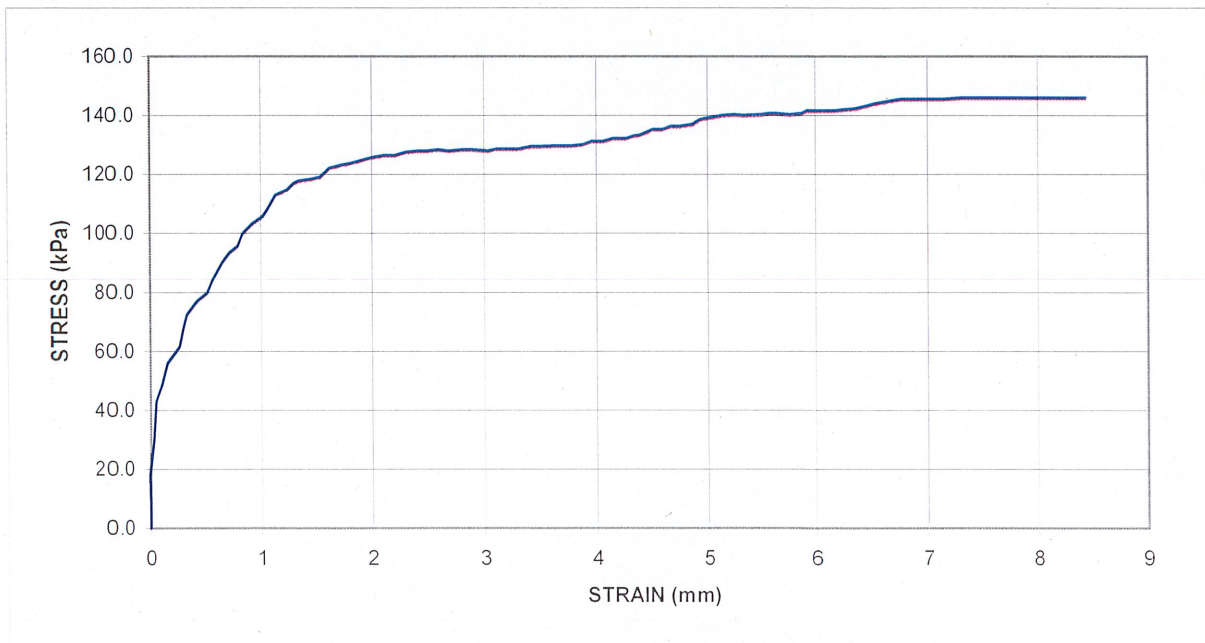
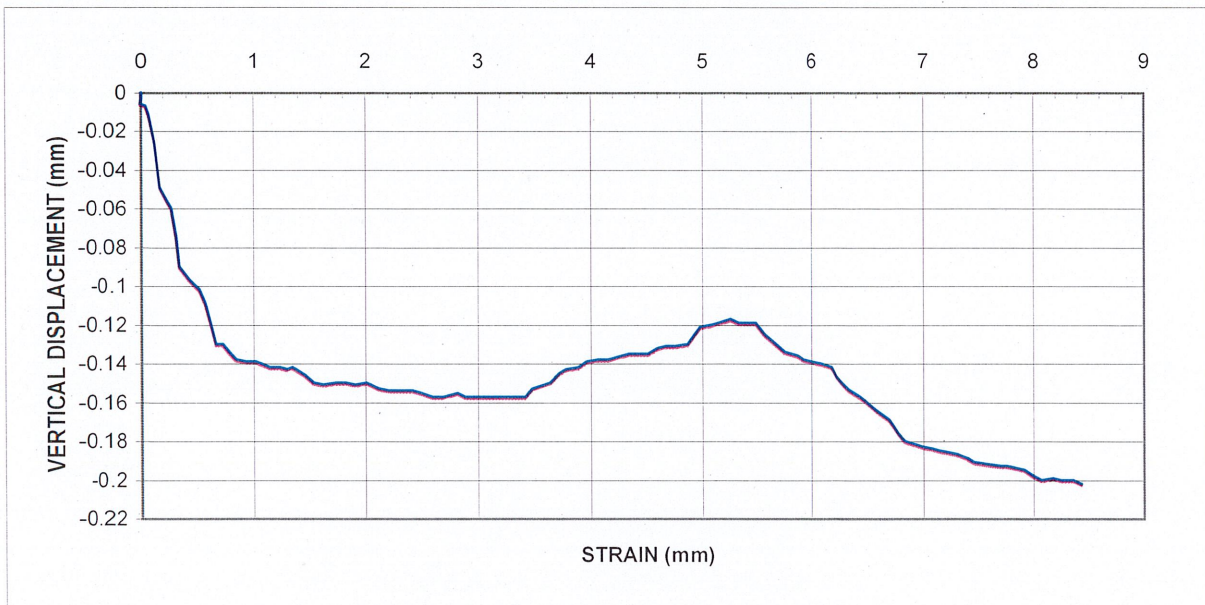
**Borehole:** MS BH15

**Sample:** B30

**Depth:** 7.95 m.

**Stage Number** 3

**Pressure** 260 kPa





# ALLIED EXPLORATION AND GEOTECHNICS LIMITED

Unit 25 Stella Gill Industrial Estate, Pelton Fell  
 Chester-le-Street, Co.Durham. DH2 2RG  
 a UKAS LABORATORY Testing No. 1367



## Consolidated Drained Shear Box Test

**BS 1377 : PART 7 : 1990 Clause 4**

(Specimen(s) Tested Submerged)

**Site:** Preliminary Onshore Ground Investigation for NZT

**Client:** AECOM

**Job No.** 4339

**Borehole:** MS\BH16

**Sample:** B30

**Depth:** 5.90 m

For sample description please refer to sample description sheet

Stage Number		1	2	3
Specific Depth	m.	N/A	N/A	N/A
Length	mm	60.0	60.0	60.0
Height	mm	23.5	23.8	23.9
Initial Moisture Content	%	17.9	17.9	17.9
Initial Wet density	mg/m <sup>3</sup>	1.79	1.77	1.76
Initial Dry density	mg/m <sup>3</sup>	1.52	1.50	1.50
Particle Density (Assumed)	mg/m <sup>3</sup>	2.65	2.65	2.65

### CONSOLIDATION

Normal Stress	kPa	60	120	240
Height at end of Stage	mm	23.0	23.3	23.0
Duration	Day(s)	0.5	0.5	0.5

### SHEARING

Rate of Strain	mm/min	0.312	0.315	0.311
Peak Shear Stress	kPa	27.1	55.4	126.7
Displacement at Peak Stress	mm	4.86	8.57	8.96
Rate for Residual Runs	mm/min	N/A	N/A	N/A
Residual Shear Stress	kPa	N/A	N/A	N/A
Duration	Day(s)	0.5	0.5	0.5
Final Moisture Content	%	21.5	21.2	21.3
Final Wet Density	mg/m <sup>3</sup>	1.88	1.86	1.88
Final Dry Density	mg/m <sup>3</sup>	1.55	1.54	1.55

### PEAK SHEAR STRESS PARAMETERS

Apparent Cohesion C'	kPa	0
Angle of Shearing Resistance phi'	Deg	27°

### RESIDUAL PARAMETERS

Apparent Cohesion C'	kPa	N/A
Angle of Shearing Resistance phi'	Deg	N/A

### REMARKS:

**DATE TESTED** 01/10/2021  
**DATE OF ISSUE** 15/10/2021

**NAME**  
**APPROVED BY**

Michelle Selkirk



# ALLIED EXPLORATION AND GEOTECHNICS LIMITED

Unit 25 Stella Gill Industrial Estate, Pelton Fell  
 Chester-le-Street, Co.Durham. DH2 2RG  
 a UKAS LABORATORY Testing No. 1367



## Consolidated Drained Shear Box Test

BS 1377 : PART 7 : 1990 Clause 4

(Specimen(s) Tested Submerged)

**Site:** Preliminary Onshore Ground Investigation for NZT

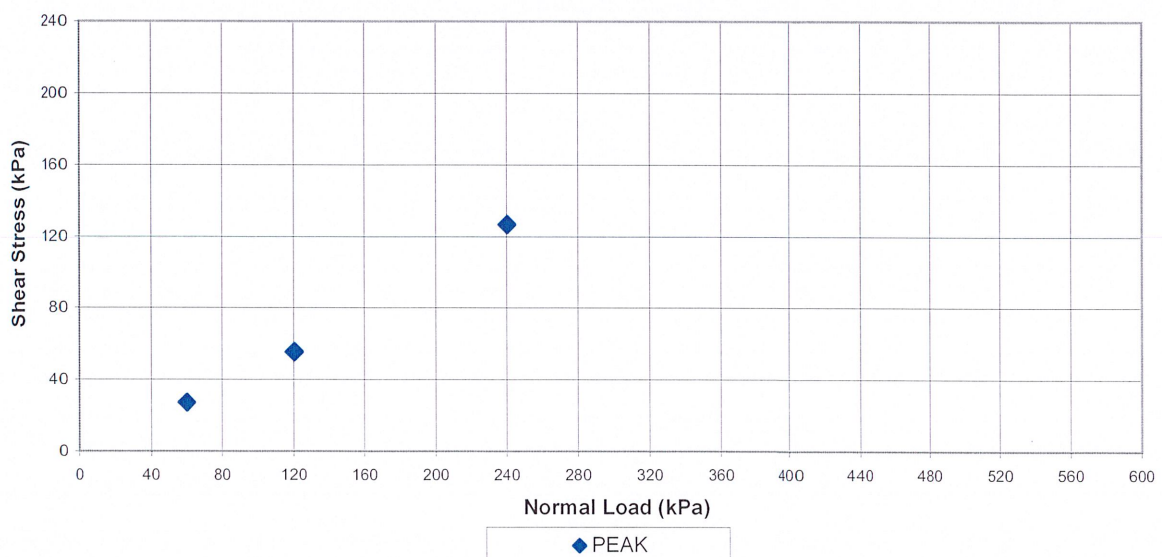
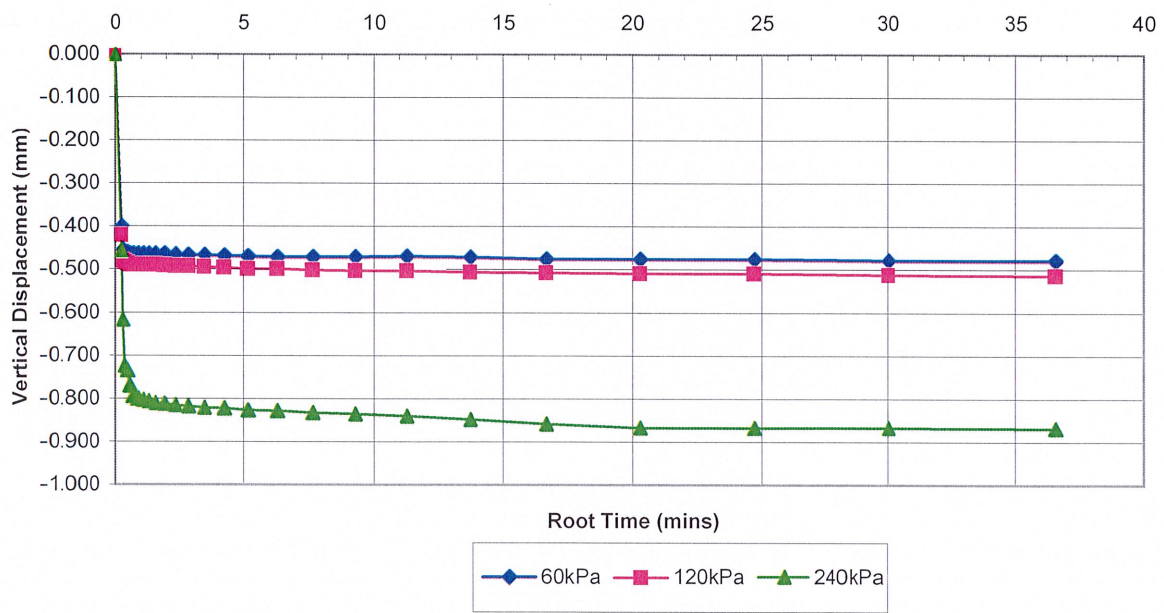
**Client:** AECOM

**Job No.** 4339

**Borehole:** MS\BH16

**Sample:** B30

**Depth:** 5.90 m.





# ALLIED EXPLORATION AND GEOTECHNICS LIMITED

Unit 25 Stella Gill Industrial Estate, Pelton Fell  
 Chester-le-Street, Co.Durham. DH2 2RG  
 a UKAS LABORATORY Testing No. 1367



1367

## Consolidated Drained Shear Box Test

BS 1377 : PART 7 : 1990 Clause 4

(Specimen(s) Tested Submerged)

**Site:** Preliminary Onshore Ground Investigation for NZT

**Client:** AECOM

**Job No.:** 4339

**Borehole:** MS\BH16

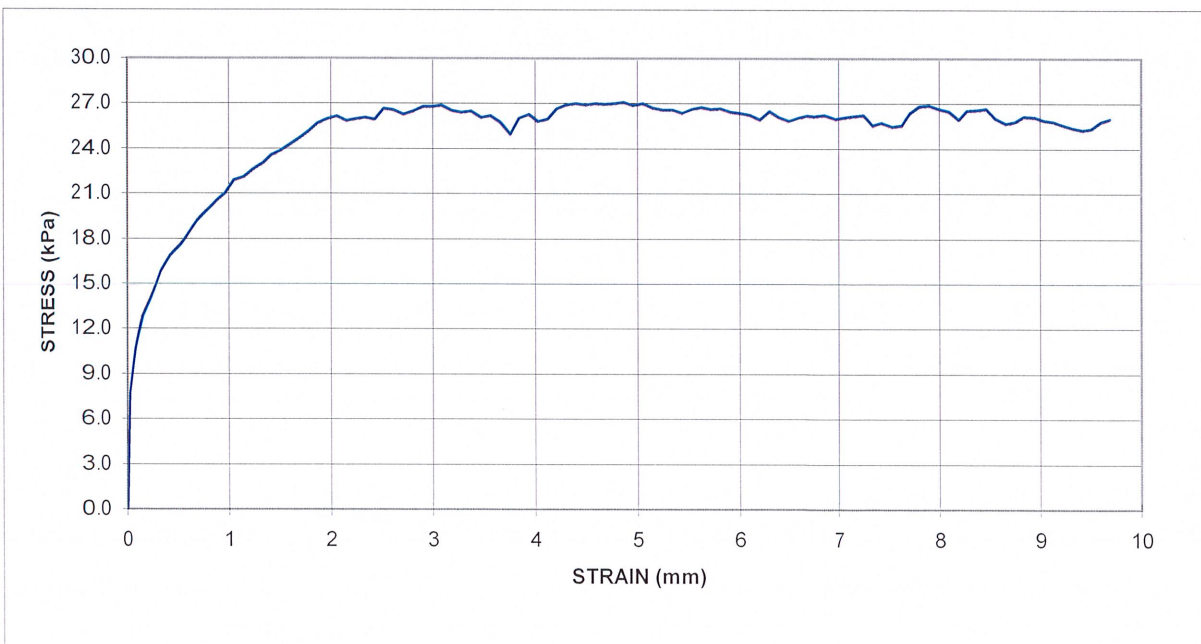
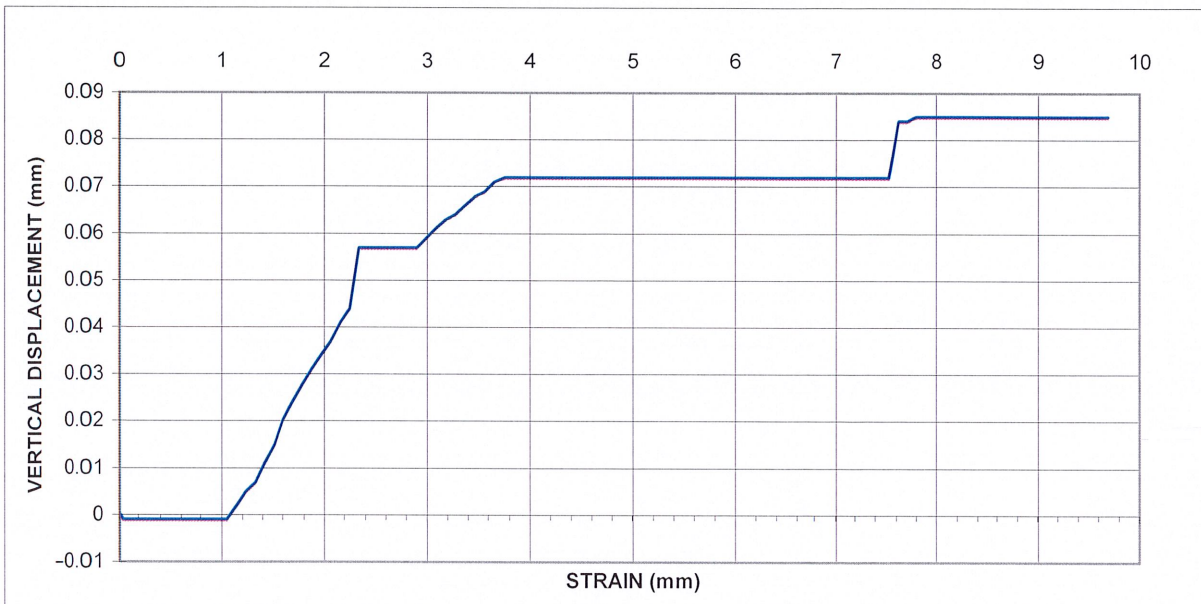
**Sample:** B30

**Depth:** 5.90 m.

**Stage Number** 1

**Pressure** 60 kPa

60 kPa





# ALLIED EXPLORATION AND GEOTECHNICS LIMITED

Unit 25 Stella Gill Industrial Estate, Pelton Fell  
 Chester-le-Street, Co. Durham. DH2 2RG  
 a UKAS LABORATORY Testing No. 1367



## Consolidated Drained Shear Box Test

BS 1377 : PART 7 : 1990 Clause 4

(Specimen(s) Tested Submerged)

1367

**Site:** Preliminary Onshore Ground Investigation for NZT

**Client:** AECOM

**Job No.:** 4339

**Borehole:** MS\BH16

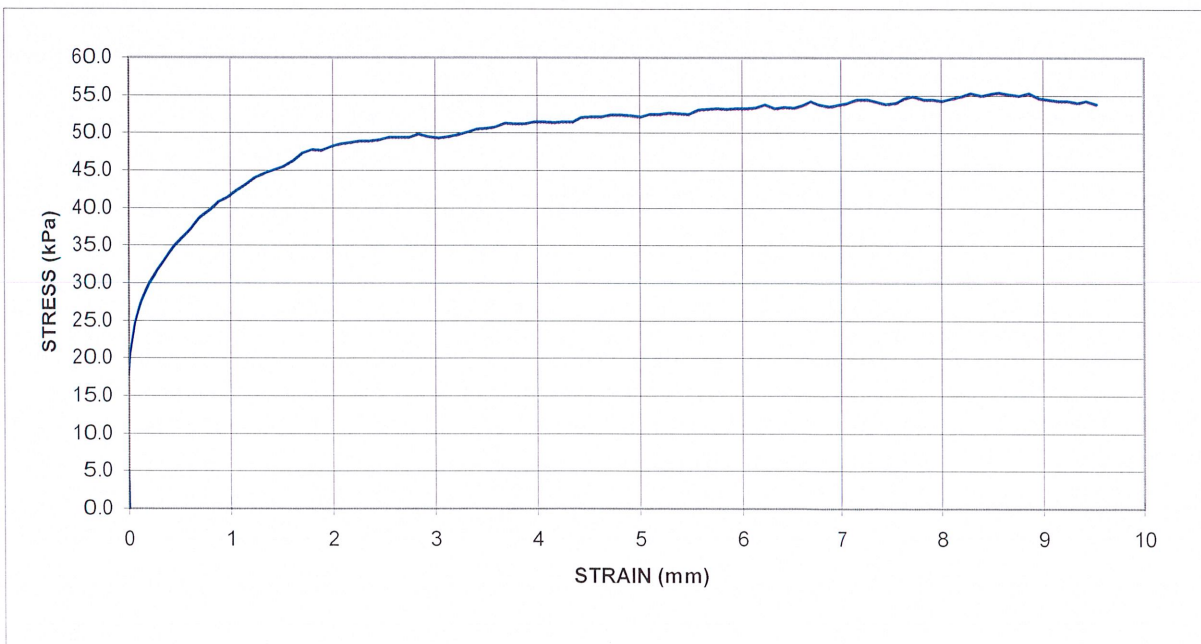
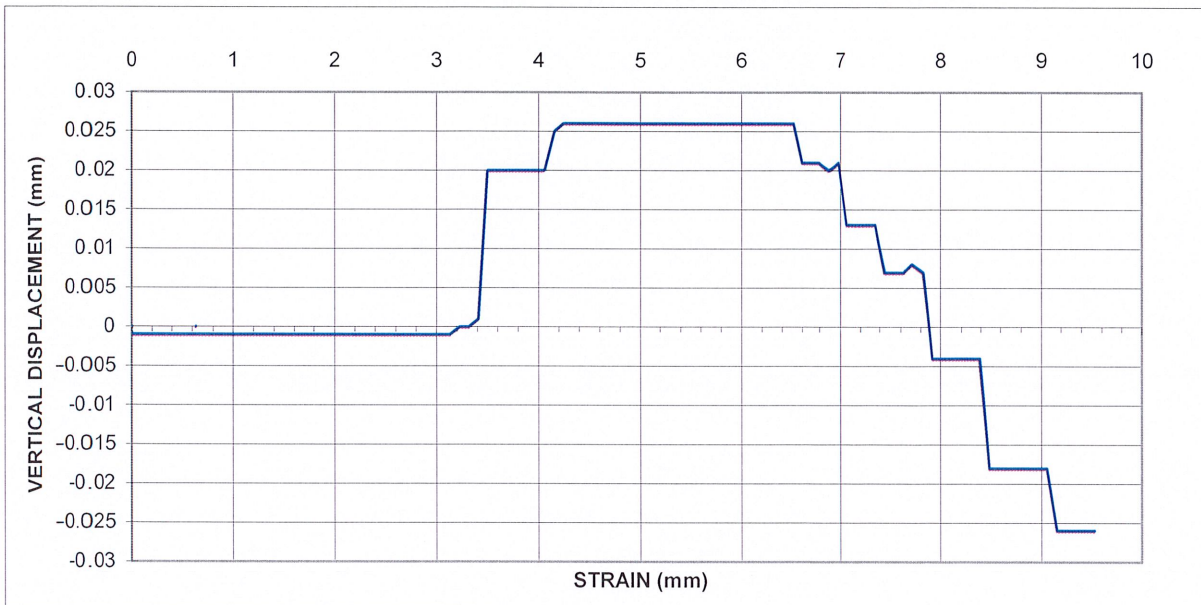
**Sample:** B30

**Depth:** 5.90 m.

**Stage Number** 2

**Pressure** 120 kPa

120 kPa







# ALLIED EXPLORATION AND GEOTECHNICS LIMITED

Unit 25 Stella Gill Industrial Estate, Pelton Fell  
 Chester-le-Street, Co.Durham. DH2 2RG  
 a UKAS LABORATORY Testing No. 1367



## Consolidated Drained Shear Box Test

BS 1377 : PART 7 : 1990 Clause 4

1367

(Specimen(s) Tested Submerged)

**Site:** Preliminary Onshore Ground Investigation for NZT

**Client:** AECOM

**Job No.:** 4339

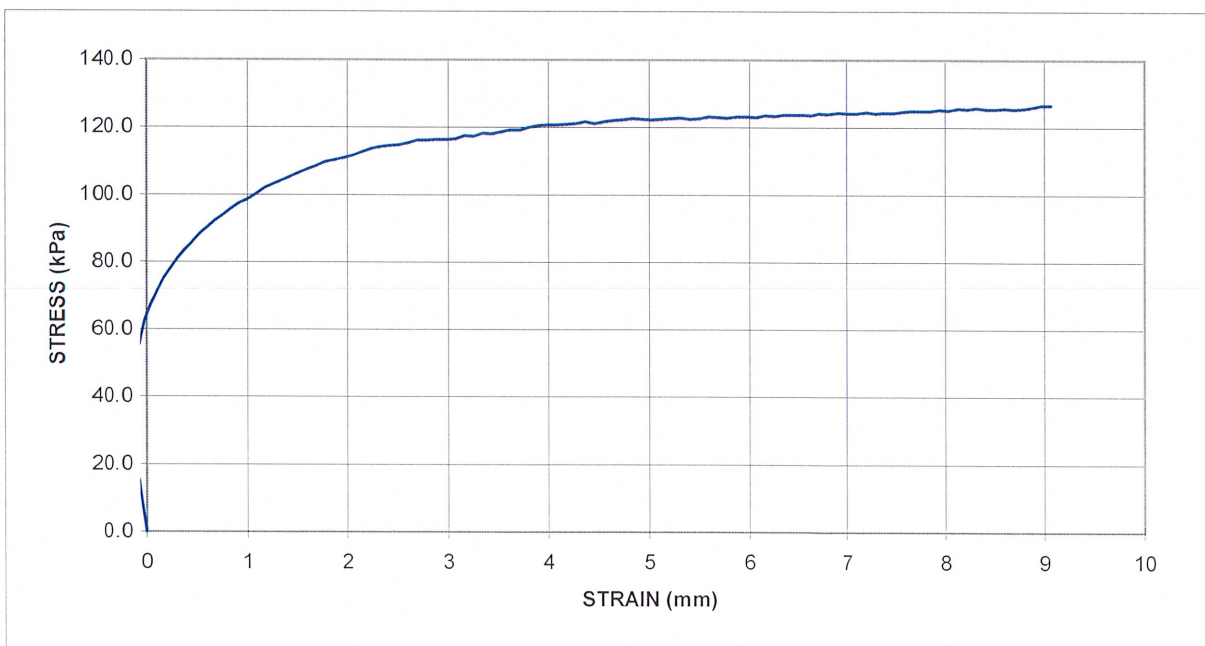
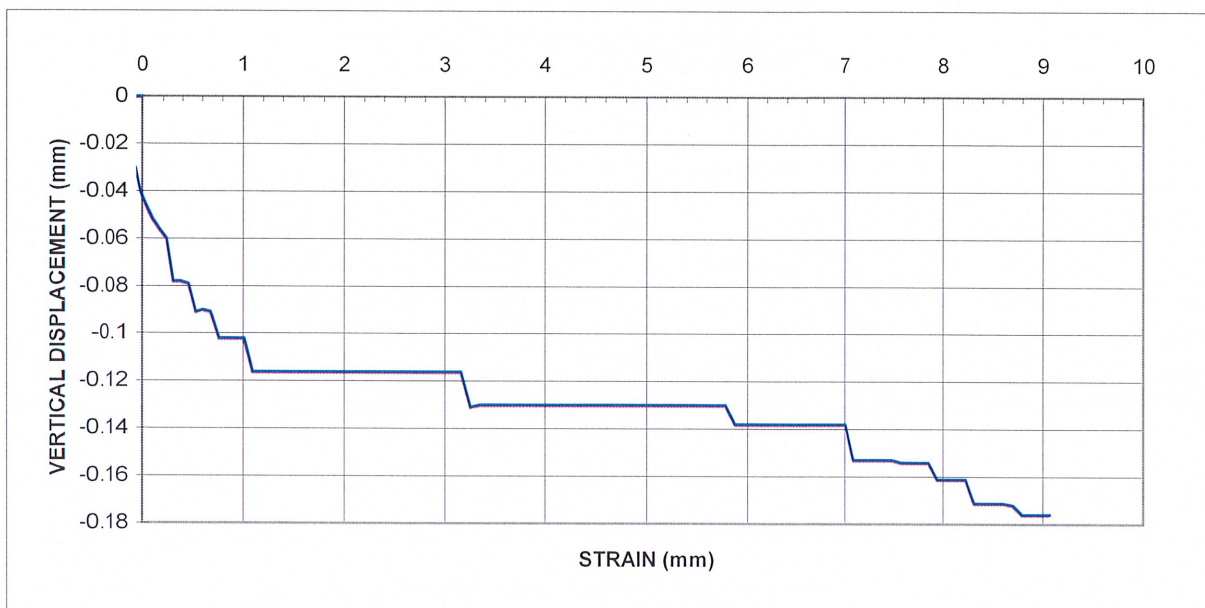
**Borehole:** MS\BH16

**Sample:** B30

**Depth:** 5.90 m.

**Stage Number** 3

**Pressure** 240 kPa





# ALLIED EXPLORATION AND GEOTECHNICS LIMITED

Unit 25 Stella Gill Industrial Estate, Pelton Fell  
 Chester-le-Street, Co.Durham. DH2 2RG  
 a UKAS LABORATORY Testing No. 1367



1367

## Consolidated Drained Shear Box Test

BS 1377 : PART 7 : 1990 Clause 4

(Specimen(s) Tested Submerged)

**Site:** Preliminary Onshore Ground Investigation for NZT

**Client:** AECOM

**Job No:** 4339

**Borehole:** MS\BH17

**Sample:** B31

**Depth:** 7.95 m

For sample description please refer to sample description sheet

Stage Number		1	2	3
Specific Depth	m.	N/A	N/A	N/A
Length	mm	60.0	60.0	60.0
Height	mm	24.2	24.7	23.9
Initial Moisture Content	%	21.4	21.4	21.4
Initial Wet density	mg/m <sup>3</sup>	1.81	1.80	1.83
Initial Dry density	mg/m <sup>3</sup>	1.49	1.48	1.50
Particle Density (Assumed)	mg/m <sup>3</sup>	2.65	2.65	2.65

### CONSOLIDATION

Normal Stress	kPa	75	150	300
Height at end of Stage	mm	23.6	24.2	23.1
Duration	Day(s)	0.5	0.5	0.5

### SHEARING

Rate of Strain	mm/min	0.241	0.246	0.244
Peak Shear Stress	kPa	45.9	88.6	200.9
Displacement at Peak Stress	mm	1.88	2.03	2.27
Rate for Residual Runs	mm/min	N/A	N/A	N/A
Residual Shear Stress	kPa	N/A	N/A	N/A
Duration	Day(s)	0.5	0.5	0.5
Final Moisture Content	%	22.7	22.5	22.5
Final Wet Density	mg/m <sup>3</sup>	1.88	1.85	1.90
Final Dry Density	mg/m <sup>3</sup>	1.53	1.51	1.55

### PEAK SHEAR STRESS PARAMETERS

Apparent Cohesion C'	kPa	0
Angle of Shearing Resistance phi'	Deg	32°

### RESIDUAL PARAMETERS

Apparent Cohesion C'	kPa	N/A
Angle of Shearing Resistance phi'r	Deg	N/A

### REMARKS:

DATE TESTED 01/10/2021  
 DATE OF ISSUE 15/10/2021

NAME  
 APPROVED BY

Michelle Selkirk



# ALLIED EXPLORATION AND GEOTECHNICS LIMITED

Chester-le-Street, Co.Durham. DH2 2RG  
 a UKAS LABORATORY Testing No. 1367



## Consolidated Drained Shear Box Test BS 1377 : PART 7 : 1990 Clause 4 (Specimen(s) Tested Submerged)

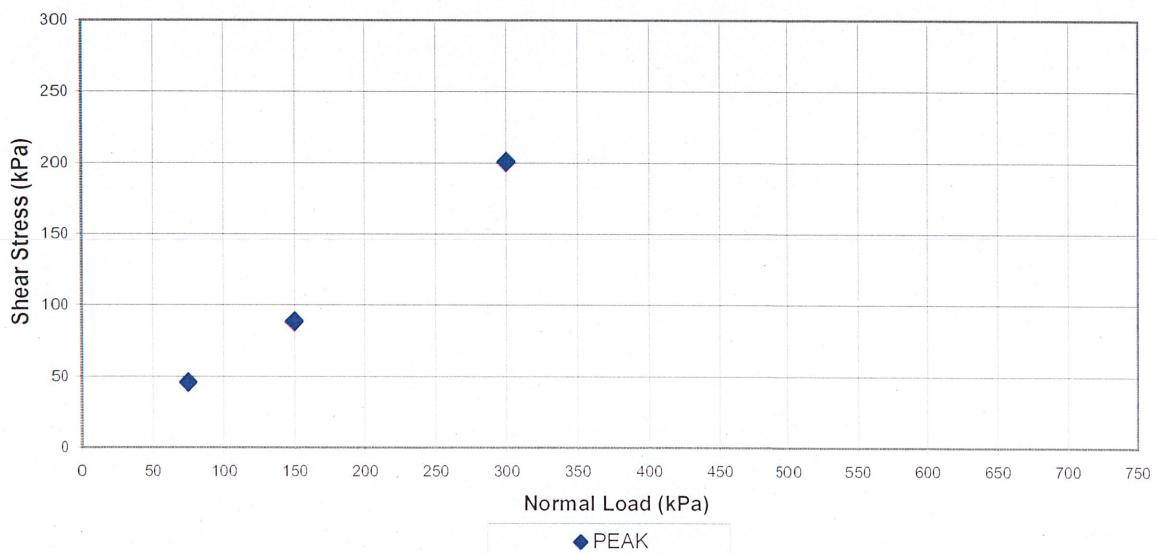
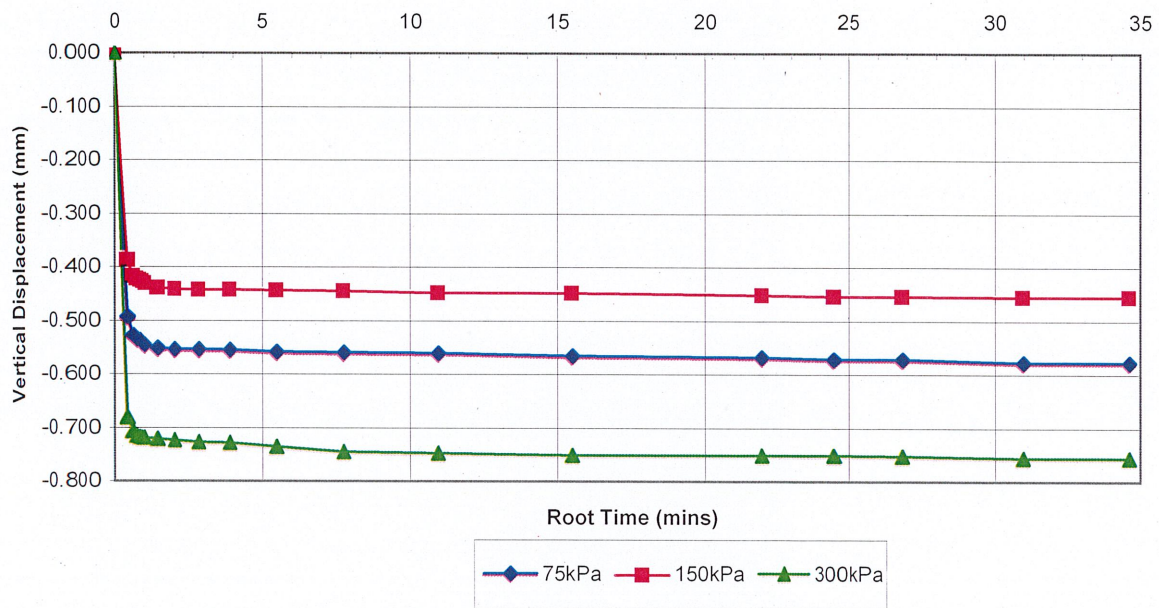
**Site:** Preliminary Onshore Ground Investigation for NZT  
**Client:** AECOM

**Job No:** 4339

**Borehole:** MS\BH17

**Sample:** B31

**Depth:** 7.95 m.





# ALLIED EXPLORATION AND GEOTECHNICS LIMITED

Unit 25 Stella Gill Industrial Estate, Pelton Fell  
Chester-le-Street, Co. Durham. DH2 2RG  
a UKAS LABORATORY Testing No. 1367



## Consolidated Drained Shear Box Test

BS 1377 : PART 7 : 1990 Clause 4

(Specimen(s) Tested Submerged)

1367

**Site:** Preliminary Onshore Ground Investigation for NZT

**Client:** AECOM

**Job No.:** 4339

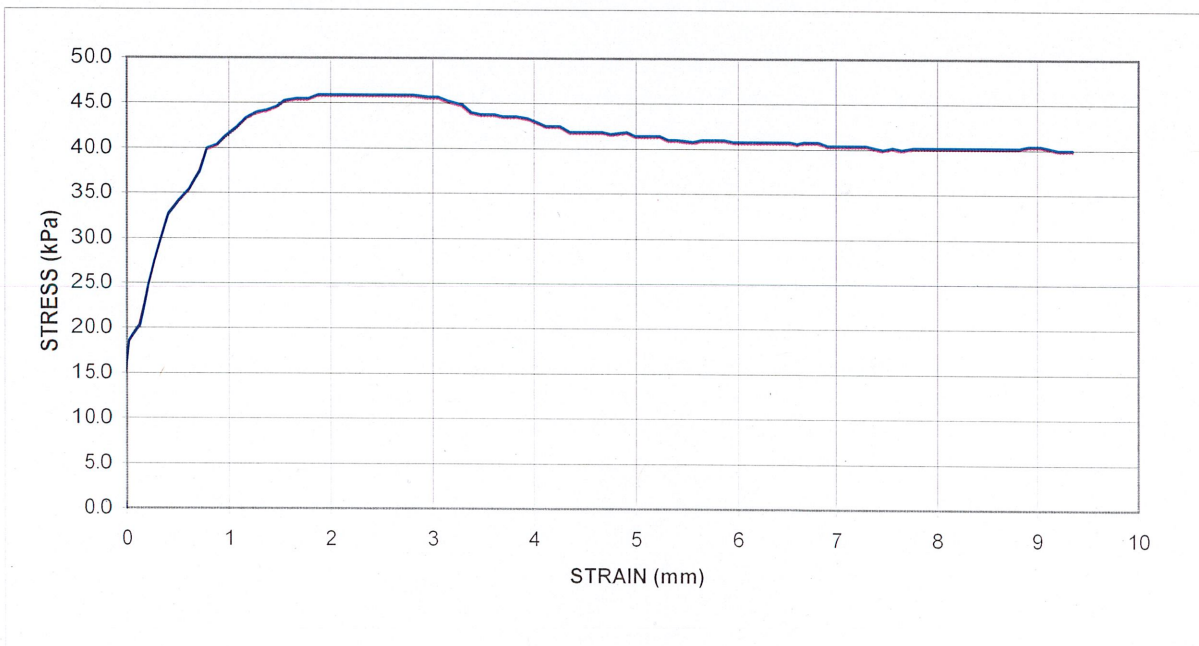
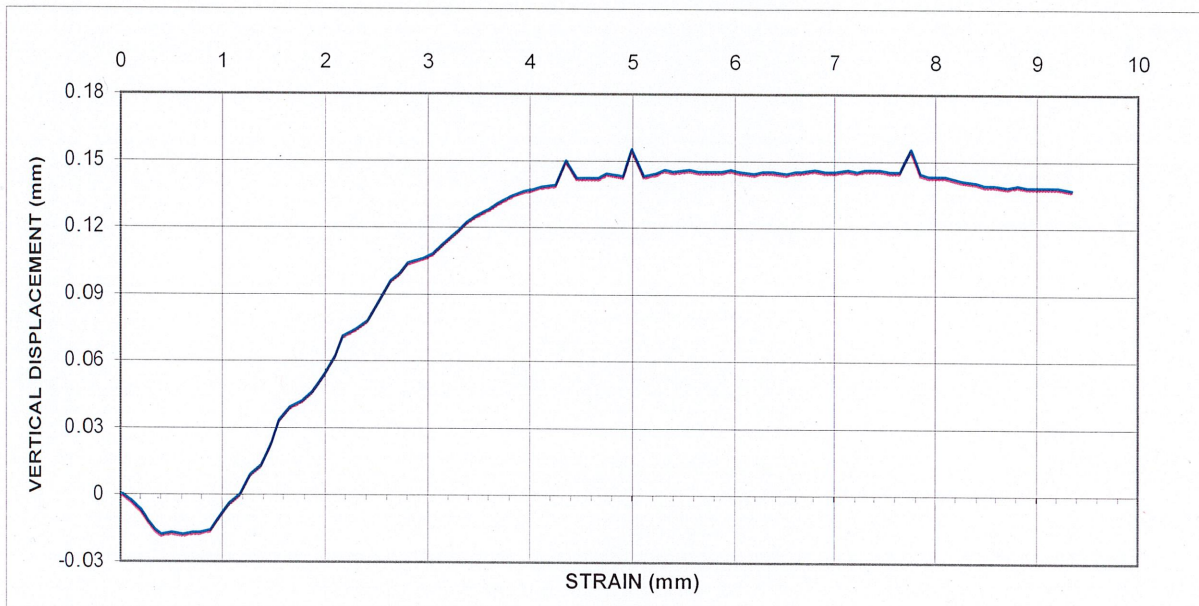
**Borehole:** MS\BH17

**Sample:** B31

**Depth:** 7.95 m.

**Stage Number** 1

**Pressure** 75 kPa





# ALLIED EXPLORATION AND GEOTECHNICS LIMITED

Unit 25 Stella Gill Industrial Estate, Pelton Fell  
Chester-le-Street, Co.Durham. DH2 2RG  
a UKAS LABORATORY Testing No. 1367



## Consolidated Drained Shear Box Test

BS 1377 : PART 7 : 1990 Clause 4  
(Specimen(s) Tested Submerged)

1367

**Site:** Preliminary Onshore Ground Investigation for NZT  
**Client:** AECOM

**Job No.:** 4339

**Borehole:** MS\BH17

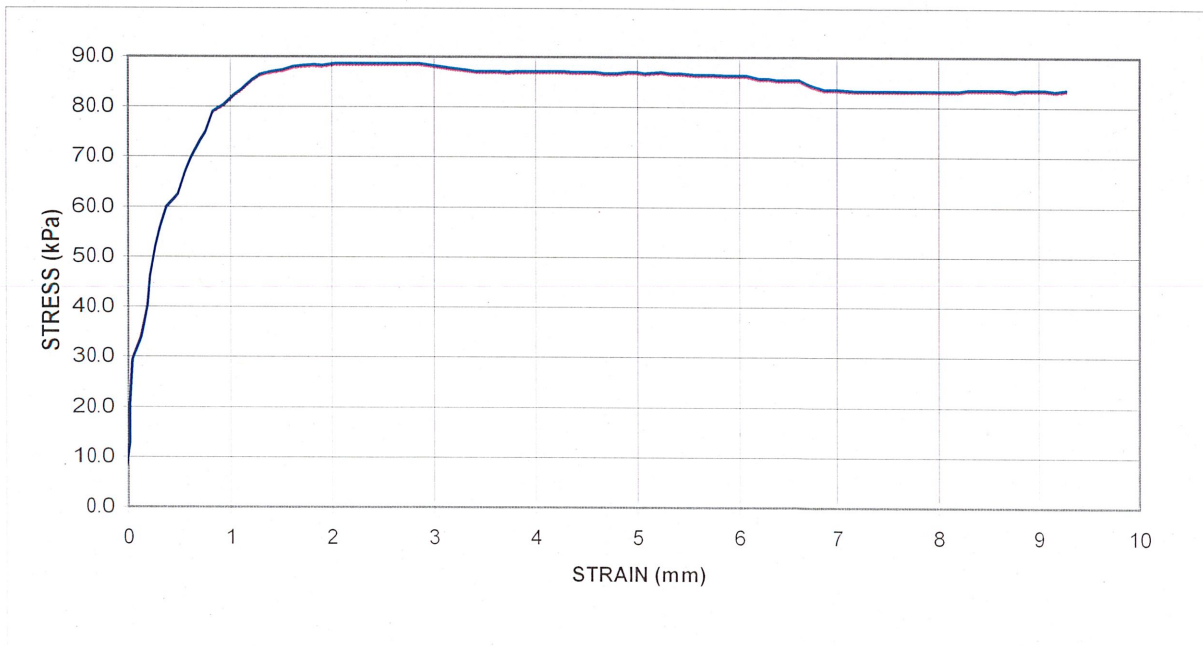
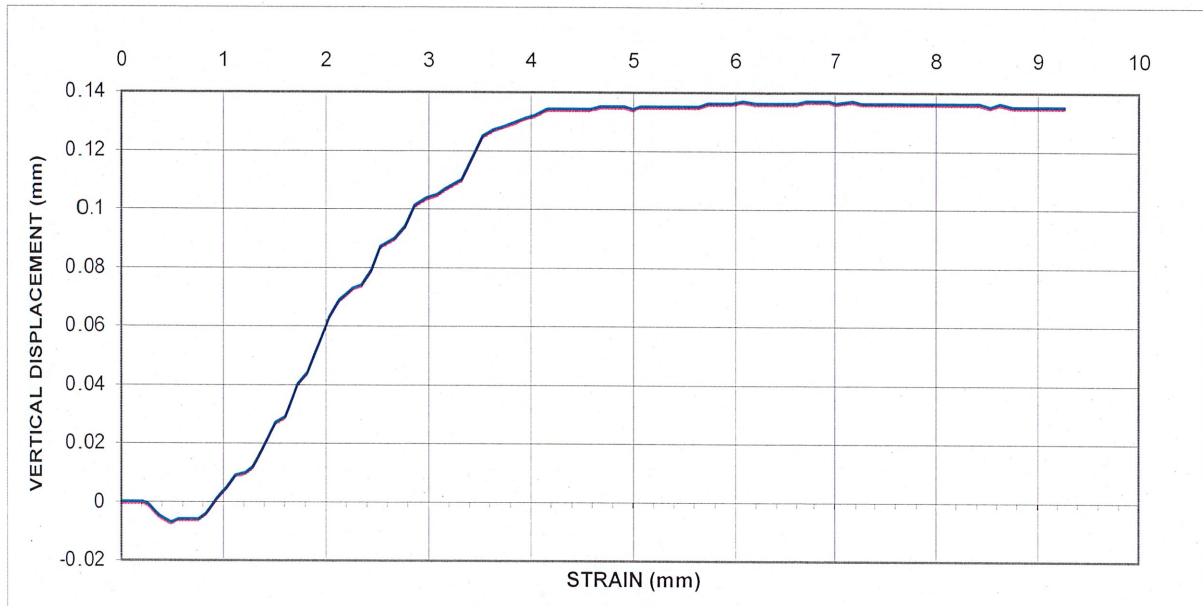
**Sample:** B31

**Depth:** 7.95 m.

**Stage Number** 2

**Pressure** 150 kPa

150 kPa





# ALLIED EXPLORATION AND GEOTECHNICS LIMITED

Unit 25 Stella Gill Industrial Estate, Pelton Fell  
 Chester-le-Street, Co.Durham. DH2 2RG  
 a UKAS LABORATORY Testing No. 1367



1367

## Consolidated Drained Shear Box Test

**BS 1377 : PART 7 : 1990 Clause 4**  
 (Specimen(s) Tested Submerged)

**Site:** Preliminary Onshore Ground Investigation for NZT  
**Client:** AECOM

**Job No.:** 4339

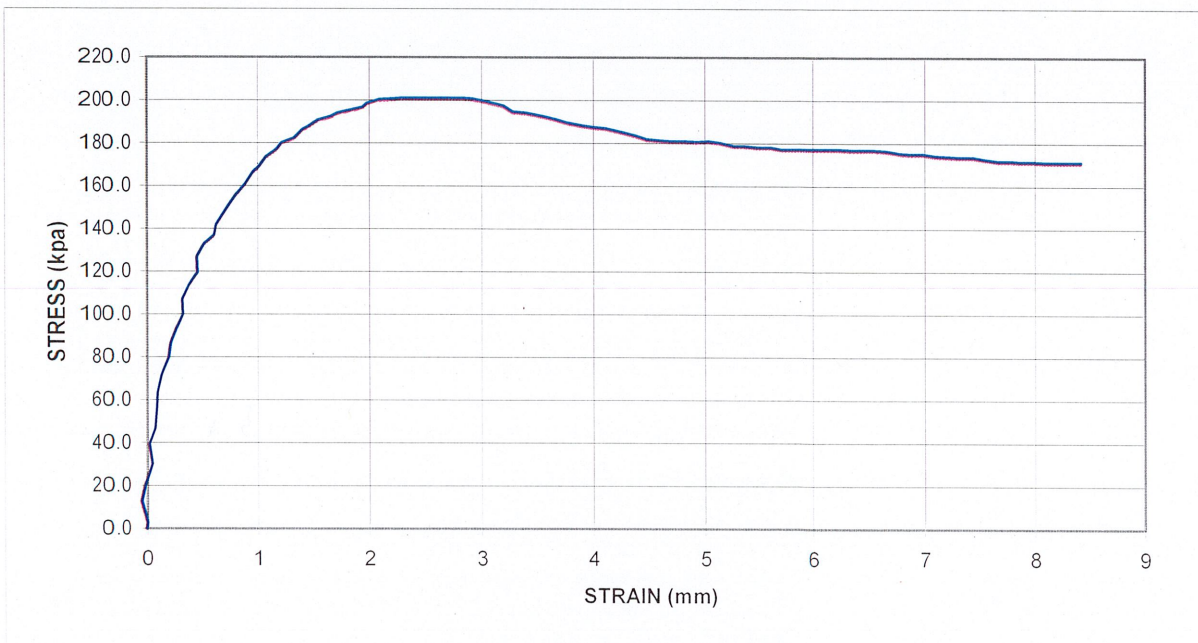
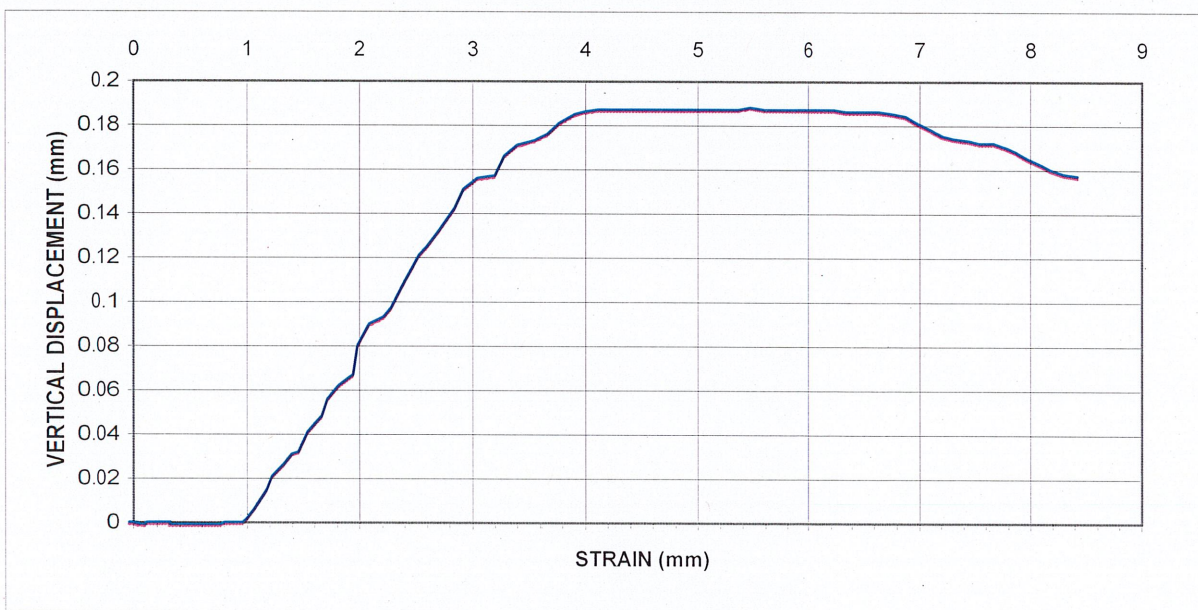
**Borehole:** MS\BH17

**Sample:** B31

**Depth:** 7.95 m.

**Stage Number** 3

**Pressure** 300 kPa





# ALLIED EXPLORATION AND GEOTECHNICS LIMITED

Unit 25 Stella Gill Industrial Estate, Pelton Fell  
 Chester-le-Street, Co.Durham. DH2 2RG  
 a UKAS LABORATORY Testing No. 1367



1367

## Consolidated Drained Shear Box Test

BS 1377 : PART 7 : 1990 Clause 4

(Specimen(s) Tested Submerged)

**Site:** Preliminary Onshore Ground Investigation for NZT

**Client:** AECOM

**Job No.** 4339

**Borehole:** MS1TP07

**Sample:** B17

**Depth:** 3.40 m

For sample description please refer to sample description sheet

Stage Number		1	2	3
Specific Depth	m.	N/A	N/A	N/A
Length	mm	60.0	60.0	60.0
Height	mm	24.7	25.5	25.1
Initial Moisture Content	%	14.0	14.0	14.0
Initial Wet density	mg/m <sup>3</sup>	1.36	1.33	1.33
Initial Dry density	mg/m <sup>3</sup>	1.19	1.17	1.16
Particle Density (Assumed)	mg/m <sup>3</sup>	2.65	2.65	2.65

### CONSOLIDATION

Normal Stress	kPa	65	130	260
Height at end of Stage	mm	24.0	23.7	22.1
Duration	Day(s)	0.5	0.5	1.0

### SHEARING

Rate of Strain	mm/min	0.112	0.111	0.109
Peak Shear Stress	kPa	22.8	74.9	169.0
Displacement at Peak Stress	mm	5.96	6.41	8.79
Rate for Residual Runs	mm/min	N/A	N/A	N/A
Residual Shear Stress	kPa	N/A	N/A	N/A
Duration	Day(s)	0.5	0.5	0.5
Final Moisture Content	%	34.4	32.9	31.7
Final Wet Density	mg/m <sup>3</sup>	1.65	1.67	1.74
Final Dry Density	mg/m <sup>3</sup>	1.23	1.25	1.32

### PEAK SHEAR STRESS PARAMETERS

Apparent Cohesion C'	kPa	0
Angle of Shearing Resistance phi 'r	Deg	30°

### RESIDUAL PARAMETERS

Apparent Cohesion C'	kPa	N/A
Angle of Shearing Resistance phi 'r	Deg	N/A

**REMARKS:** Material removed prior to test = 88%

DATE TESTED 29/09/2021  
 DATE OF ISSUE 15/10/2021

NAME  
 APPROVED BY

Michelle Selkirk



# ALLIED EXPLORATION AND GEOTECHNICS LIMITED

Unit 25 Stella Gill Industrial Estate, Pelton Fell  
 Chester-le-Street, Co.Durham. DH2 2RG  
 a UKAS LABORATORY Testing No. 1367



1367

## Consolidated Drained Shear Box Test

BS 1377 : PART 7 : 1990 Clause 4

(Specimen(s) Tested Submerged)

**Site:** Preliminary Onshore Ground Investigation for NZT

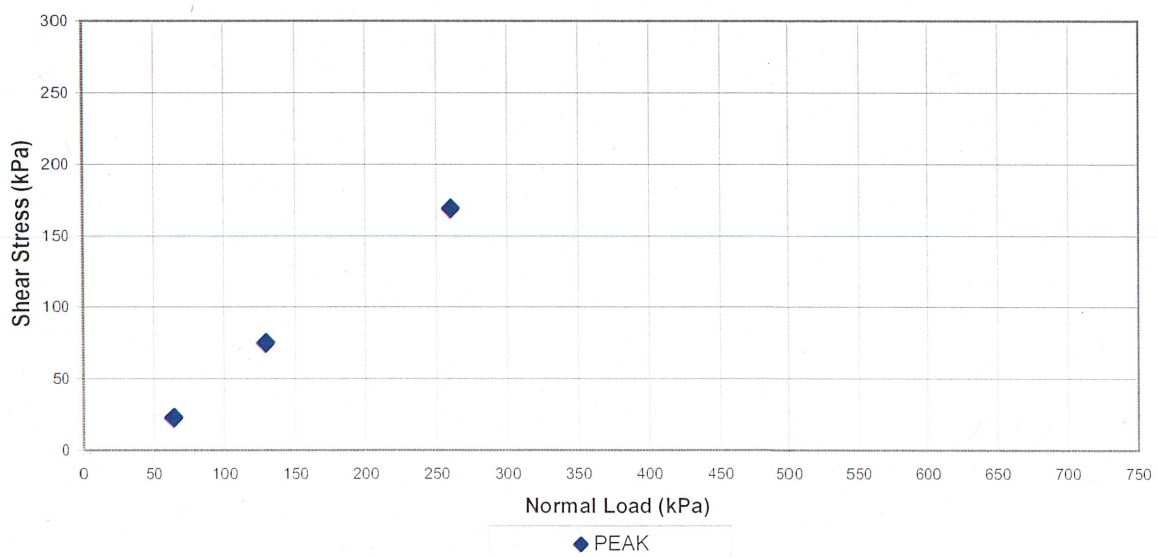
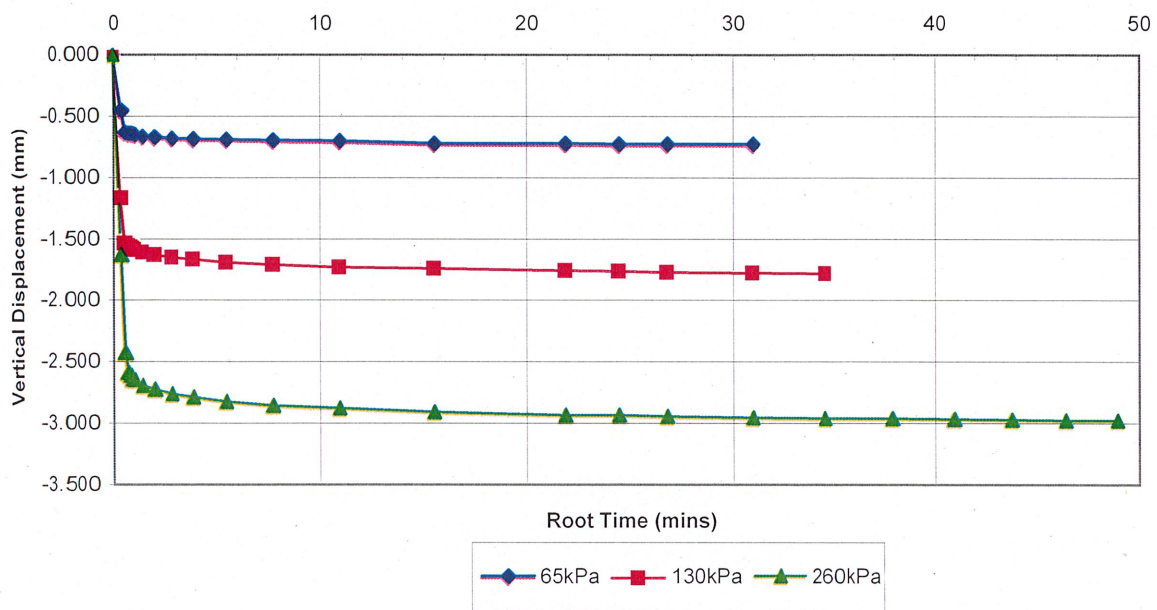
**Client:** AECOM

**Job No.** 4339

**Borehole:** MS\TP07

**Sample:** B17

**Depth:** 3.40 m.







# ALLIED EXPLORATION AND GEOTECHNICS LIMITED

Unit 25 Stella Gill Industrial Estate, Pelton Fell  
 Chester-le-Street, Co.Durham. DH2 2RG  
 a UKAS LABORATORY Testing No. 1367



1367

## Consolidated Drained Shear Box Test

BS 1377 : PART 7 : 1990 Clause 4  
 (Specimen(s) Tested Submerged)

**Site:** Preliminary Onshore Ground Investigation for NZT

**Client:** AECOM

**Job No.:** 4339

**Borehole:** MS\TP07

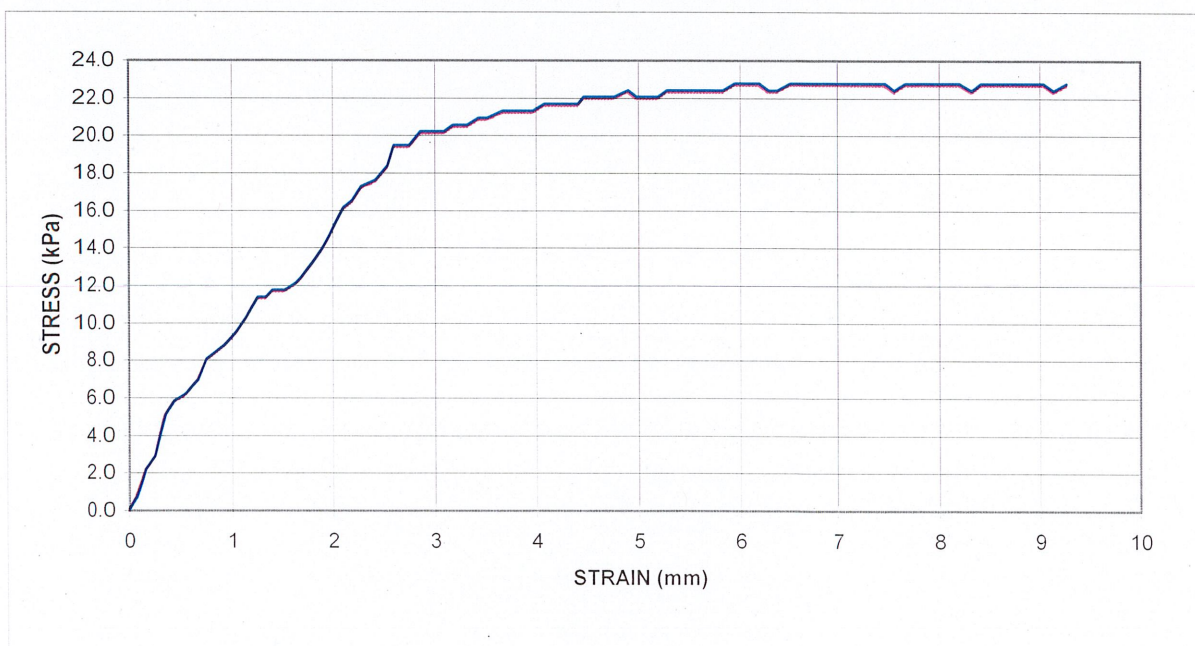
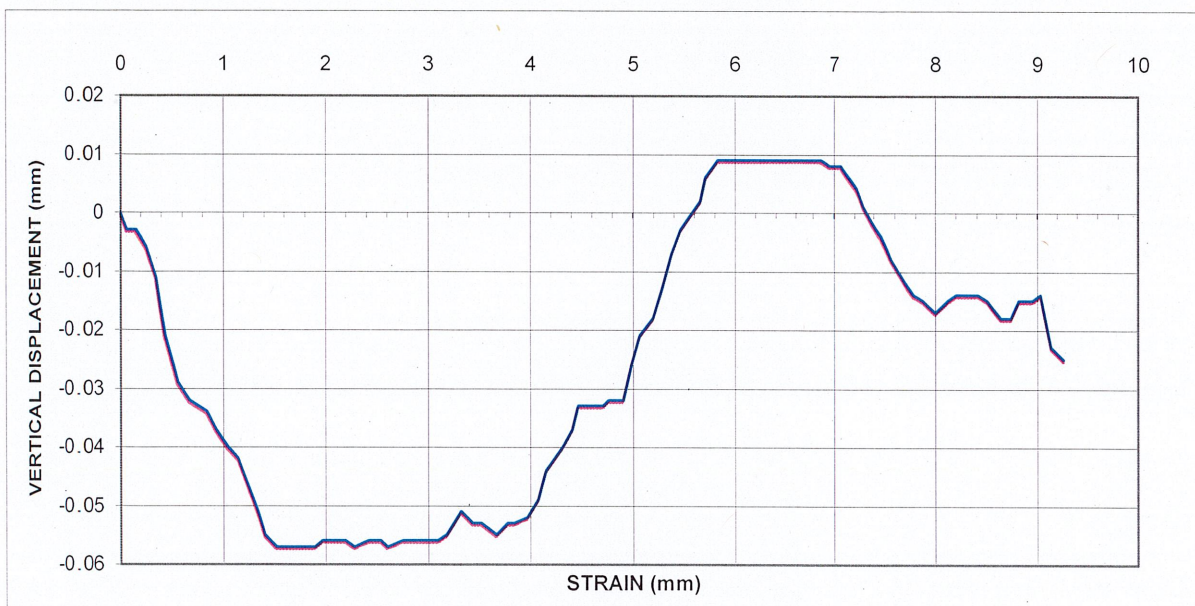
**Sample:** B17

**Depth:** 3.40 m.

**Stage Number** 1

**Pressure** 65 kPa

65 kPa





# ALLIED EXPLORATION AND GEOTECHNICS LIMITED

Unit 25 Stella Gill Industrial Estate, Pelton Fell  
 Chester-le-Street, Co. Durham. DH2 2RG  
 a UKAS LABORATORY Testing No. 1367



## Consolidated Drained Shear Box Test

BS 1377 : PART 7 : 1990 Clause 4

(Specimen(s) Tested Submerged)

1367

**Site:** Preliminary Onshore Ground Investigation for NZT

**Client:** AECOM

**Job No.:** 4339

**Borehole:** MS\TP07

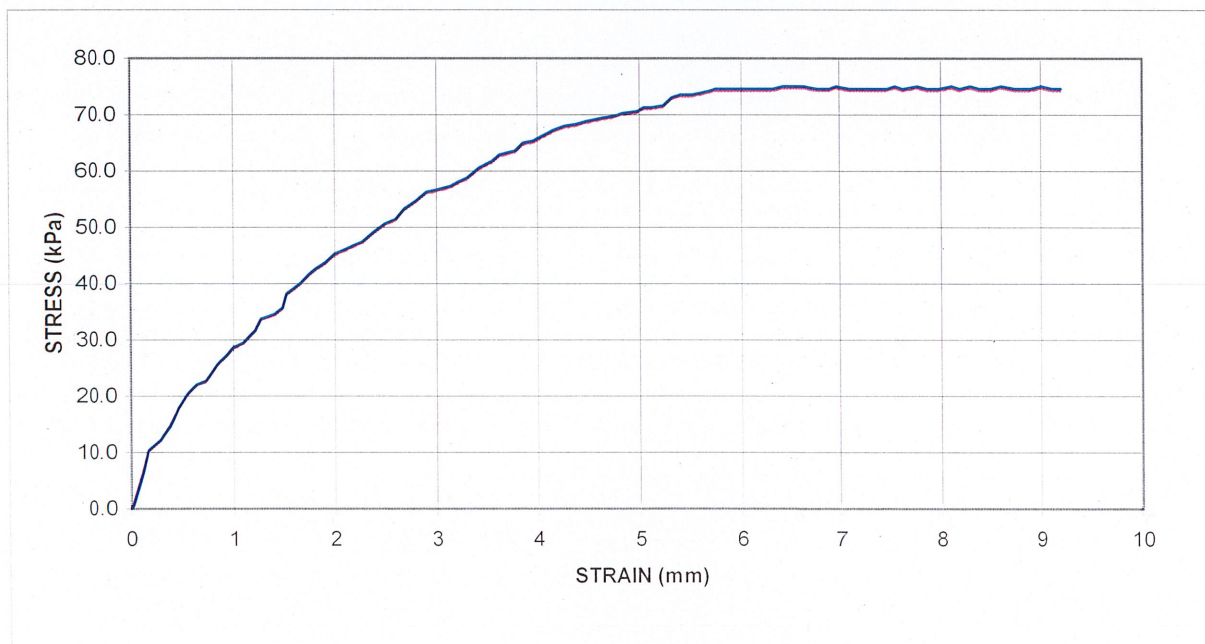
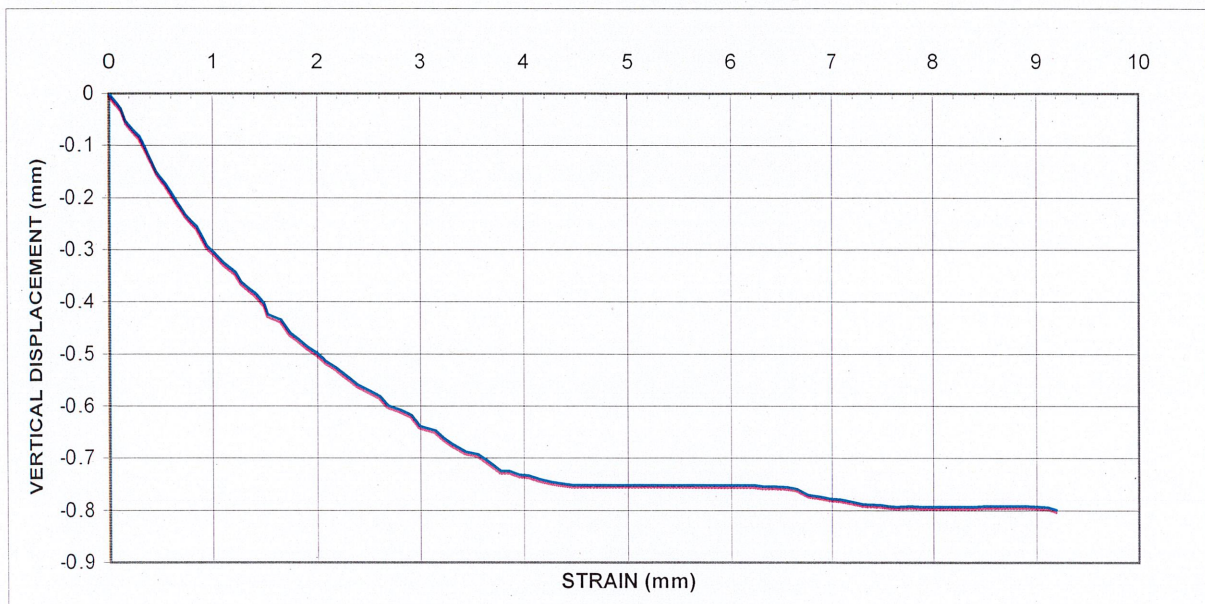
**Sample:** B17

**Depth:** 3.40 m.

**Stage Number** 2

**Pressure** 130 kPa

130 kPa





# ALLIED EXPLORATION AND GEOTECHNICS LIMITED

Unit 25 Stella Gill Industrial Estate, Pelton Fell  
Chester-le-Street, Co.Durham. DH2 2RG  
a UKAS LABORATORY Testing No. 1367



## Consolidated Drained Shear Box Test

BS 1377 : PART 7 : 1990 Clause 4

(Specimen(s) Tested Submerged)

1367

**Site:** Preliminary Onshore Ground Investigation for NZT

**Client:** AECOM

**Job No.:** 4339

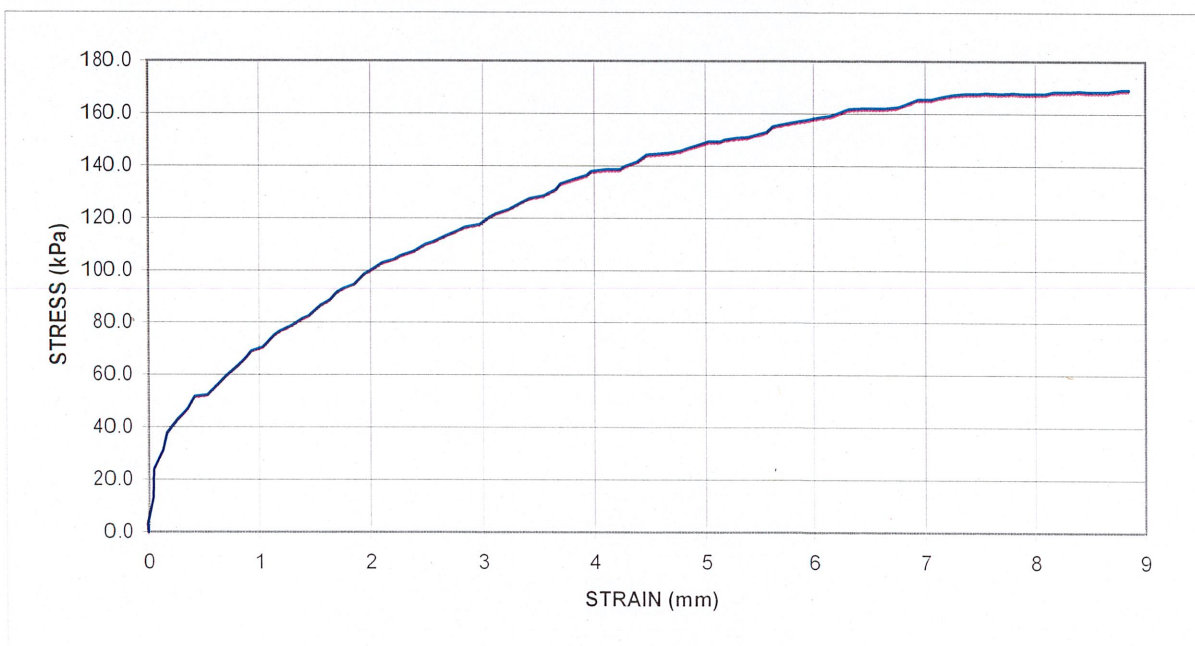
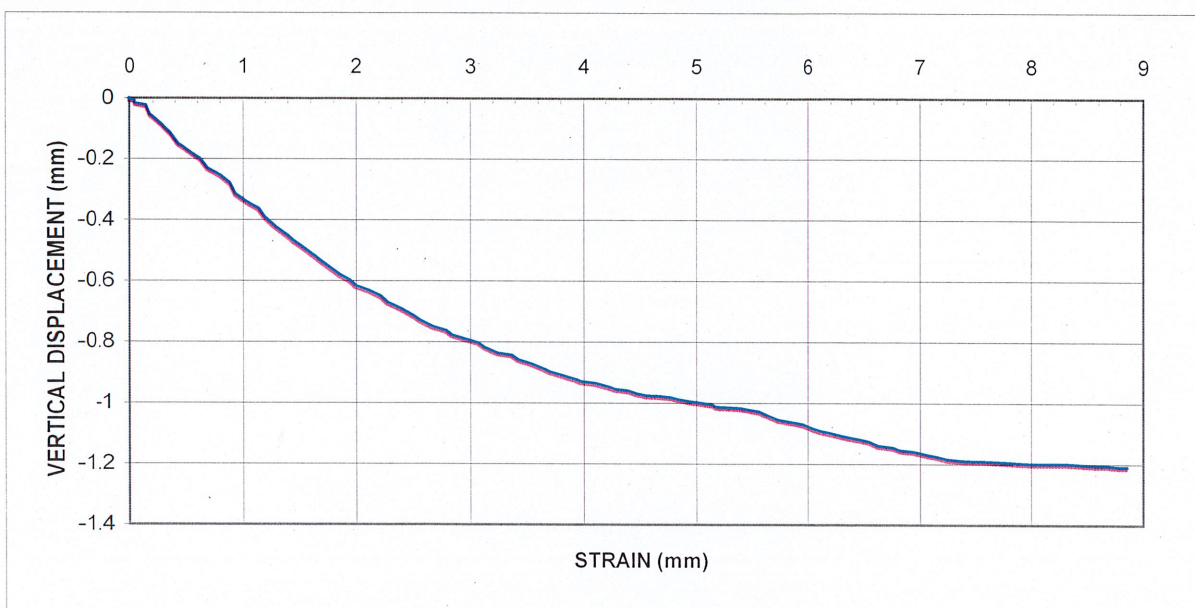
**Borehole:** MS\TP07

**Sample:** B17

**Depth:** 3.40 m.

**Stage Number** 3

**Pressure** 260 kPa



**Undrained Shear Strength in Triaxial Cell  
without Pore Water Pressure Measurement**



# ALLIED EXPLORATION & GEOTECHNICS LIMITED


Head Office: Unit 25 Stella Gill Industrial Estate, Pelton Fell, Chester-le-Street, Co. Durham, DH2 2RG - Tel: 0191 387 4700 Fax: 0191 387 4710  
Regional Office: Unit 20, Business Development Centre, Eanam Wharf, Blackburn, BB1 5BL - Tel: 01772 735 300 Fax: 01772 735 999

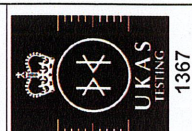
## UNDRAINED SHEAR STRENGTH IN TRIAXIAL COMPRESSION WITHOUT MEASUREMENT OF PORE PRESSURE

BS 1377 : Part 7 : Clauses 8 & 9 : 1990 Part 2 Clause 3.2

Exploratory Hole	Sample ID	Sample Depth (m)	Sample Type	Specific Depth (m)	Diameter (mm)	Length (mm)	Prep. Method	Stage No.	Initial Moisture Content (%)	Bulk Density (Mg/m <sup>3</sup> )	Dry Density (Mg/m <sup>3</sup> )	Membrane Thickness (mm)	Membrane Correction (kPa)	Cell Pressure (kPa)	Corrected Deviator Stress (kPa)	Failure Strain (%)	Mode of Failure	cu (kPa)	Date Tested
LF1BH01	U64	17.60	U64	17.65	103.3	212.2	UNDISTURBED	1	27	2.01	1.58	0.3	0.92	355	100	16.0	C	50	31/08/2021
LF1BH01	U69	20.75	U69	20.75	101.9	201.2	UNDISTURBED	1	21	2.09	1.73	0.4	1.08	415	331	13.0	C	165	10/08/2021
LF1BH01	U74	26.60	U74	26.65	101.2	194.5	UNDISTURBED	1	20	2.11	1.75	0.3	0.79	530	211	12.5	BR	106	31/08/2021
LF1BH02	U75	26.50	U75	26.52	102.4	210.6	UNDISTURBED	1	16	2.22	1.91	0.4	1.48	530	387	20.0	C	193	16/08/2021
MS1BH02	UT1	11.70	UT1	11.83	103.5	209.9	UNDISTURBED	1	29	1.94	1.51	0.3	1.10	235	85	20.0	P	43	16/08/2021
MS1BH02	U77	23.00	U77	23.03	101.2	211.1	UNDISTURBED	1	17	2.18	1.87	0.3	1.13	460	463	20.0	C	232	18/08/2021
MS1BH04	U44	16.30	U44	16.40	101.4	211.1	UNDISTURBED	1	18	2.11	1.78	0.3	0.30	325	398	19.0	BR	199	18/08/2021
MS1BH05	U1	16.00	U1	16.00	104.0	179.1	UNDISTURBED	1	21	2.07	1.71	0.4	1.46	325	218	20.0	C	109	09/08/2021
MS1BH06	C1	16.30	C1	16.62	101.6	210.9	UNDISTURBED	1	23	1.99	1.62	0.3	1.05	330	202	18.5	BR	101	25/08/2021
MS1BH07	UT2	16.20	UT2	16.23	102.4	210.8	UNDISTURBED	1	24	2.09	1.69	0.4	1.48	325	304	20.0	C	152	16/08/2021
MS1BH07	U59	18.10	U59	18.35	100.0	191.1	UNDISTURBED	1	20	2.07	1.73	0.3	0.97	360	226	16.5	C	113	16/08/2021
MS1BH07	U69	21.90	U69	21.91	101.8	210.7	UNDISTURBED	1	15	2.26	1.97	0.3	0.58	440	277	8.5	C	138	18/08/2021
MS1BH08	UT1	8.70	UT1	8.90	102.7	209.0	UNDISTURBED	1	33	1.93	1.45	0.3	0.44	180	25	6.0	C	12	06/08/2021
MS1BH08	UT2	14.70	UT2	14.90	103.9	205.6	UNDISTURBED	1	29	2.00	1.55	0.3	0.70	295	35	11.0	P	18	06/08/2021
MS1BH08	U59	20.35	U59	20.35	100.6	210.4	UNDISTURBED	1	24	2.07	1.67	0.3	0.62	410	383	9.0	C	191	06/08/2021

For description of sample please refer to the Laboratory Sample Description Sheet. Please note the rate of strain was 2% per minute and the orientation of the test specimen was vertical. Latex membrane used.

	Date of issue :- 02/09/2021	Certificate No :- TXL/4339/1	Signed :- [Redacted]	Name :- <b>M. SELKIRK</b>	Page 1 of 2
	Client :- AECOM	Contract Title :- Preliminary Onshore Ground Investigation for NZT	AEG Contract No :- 4339		



# ALLIED EXPLORATION & GEOTECHNICS LIMITED

Head Office: Unit 25 Stella Gill Industrial Estate, Pelton Fell, Chester-le-Street, Co. Durham, DH2 2RG - Tel: 0191 387 4700 Fax: 0191 387 4710  
Regional Office: Unit 20, Business Development Centre, Enam Wharf, Blackburn, BB1 5BL - Tel: 01772 735 300 Fax: 01772 735 999

## UNDRAINED SHEAR STRENGTH IN TRIAXIAL COMPRESSION WITHOUT MEASUREMENT OF PORE PRESSURE

BS 1377 : Part 7 : Clauses 8 & 9 : 1990 Part 2 Clause 3.2

Exploratory Hole	Sample ID Depth (m)	Sample Type	Specific Depth (m)	Diameter (mm)	Length (mm)	Prep. Method	Stage No.	Initial Moisture Content (%)	Bulk Density (Mg/m <sup>3</sup> )	Dry Density (Mg/m <sup>3</sup> )	Membrane Thickness (mm)	Membrane Correction (kPa)	Cell Pressure (kPa)	Corrected Deviator Stress (kPa)	Failure Strain (%)	Mode of Failure	cu (kPa)	Date Tested
MSBH08	24.35	U67	24.36	103.3	211.0	UNDISTURBED	1	13	2.29	2.03	0.3	0.55	490	225	8.0	BR	113	16/08/2021
MSBH09	15.70	U57	15.82	102.3	211.0	UNDISTURBED	1	22	2.00	1.64	0.3	1.11	315	219	20.0	C	110	18/08/2021
MSBH10	17.25	U44	17.44	100.1	210.8	UNDISTURBED	1	20	2.08	1.73	0.4	0.59	345	420	6.0	BR	210	18/08/2021
MSBH11	13.20	UT1	13.37	102.9	206.5	UNDISTURBED	1	29	2.05	1.60	0.4	0.96	260	44	17.0	C	22	06/08/2021
MSBH11	17.55	U55	17.60	101.1	211.7	UNDISTURBED	1	18	2.14	1.82	0.3	1.06	355	383	18.5	C	191	09/08/2021
MSBH12	16.20	UT1	16.25	104.1	201.0	UNDISTURBED	1	35	1.99	1.47	0.3	0.68	320	28	10.5	P	14	06/08/2021
MSBH13	5.70	UT1	5.76	101.9	211.3	UNDISTURBED	1	40	1.84	1.32	0.4	1.27	115	52	16.5	P	26	16/08/2021
MSBH13	12.80	U46	12.83	99.5	211.1	UNDISTURBED	1	27	2.01	1.58	0.3	0.55	260	170	7.5	BR	85	16/08/2021
MSBH14	15.05	U54	15.10	101.7	210.7	UNDISTURBED	1	23	2.06	1.68	0.3	0.85	300	310	14.0	BR	155	18/08/2021
MSBH14	16.62	U59	16.63	101.7	210.5	UNDISTURBED	1	17	2.18	1.86	0.3	1.12	335	381	20.0	C	191	18/08/2021
MSBH15	17.70	UT2	17.75	102.2	211.0	UNDISTURBED	1	31	1.92	1.47	0.3	0.69	355	150	10.5	BR	75	16/08/2021
MSBH16	14.70	UT1	14.79	101.7	210.9	UNDISTURBED	1	24	2.05	1.66	0.4	1.08	295	221	13.0	C	111	16/08/2021
MSBH17	14.70	UT1	14.85	102.7	209.7	UNDISTURBED	1	35	1.90	1.41	0.3	1.11	295	51	20.0	P	25	16/08/2021
MSBH17	17.70	UT2	17.75	98.2	211.2	UNDISTURBED	1	24	2.03	1.64	0.3	1.16	355	315	20.0	C	157	16/08/2021

For description of sample please refer to the Laboratory Sample Description Sheet. Please note the rate of strain was 2% per minute and the orientation of the test specimen was vertical. Latex membrane used.



Date of issue :- 02/09/2021

Certificate No :-

TXL/4339/2

Signed :-



Name :-

**M. SELKIRK**

Page 2 of 2

Client :-

AECOM

Contract Title :-

Preliminary Onshore Ground Investigation for NZT

AEG Contract No :-

4339



**Consolidated Undrained Shear Strength in Triaxial Cell with  
Measurement of Pore Water Pressure**



# ALLIED EXPLORATION AND GEOTECHNICS LIMITED

Unit 25 Stella Gill Industrial Estate,  
Pelton Fell, Chester le Street, DH2 2RG.

CONSOLIDATED UNDRAINED TRIAXIAL WITH MEASUREMENT OF PORE WATER PRESSURE  
B.S. 1377 : Part 8 : 1990 : Clauses 3,4,5,6 and 7

PROJECT No : 4339

CLIENT : AECOM

PROJECT : Preliminary Onshore Ground Investigation for NZT

HOLE : LF\BH01

SAMPLE No : U63

DEPTH (m) : 22.70

## TEST SPECIMEN PREPARATION

Undisturbed  
Specific Depth (m) : 22.72  
Orientation within original sample : Vertical  
Description : Please refer to sample description sheet.

## TEST SPECIMEN DETAILS

Stage	1
Length	mm 200.5
Diameter	mm 103.3
Moisture Content	% 21.8
Bulk Density	Mg/m <sup>3</sup> 2.08

## SATURATION STAGE

Drainage Conditions : Both ends and radial boundary  
Final Cell Pressure kPa 565  
Final Pore Pressure kPa 545.3  
Final Pore Pressure Parameter B 0.97  
Duration day(s) 2

## CONSOLIDATION STAGE

Cell Pressure kPa 565  
Back Pressure kPa 300  
Effective Pressure kPa 265  
Final Pore Pressure kPa 306.9  
Duration day(s) 3

## SHEARING STAGE

Cell Pressure kPa 565  
Rate of Axial Displacement mm/min 0.0081  
Final Moisture Content % 20.6  
Final Bulk Density Mg/m<sup>3</sup> 2.06

## CONDITIONS AT FAILURE

	Criterion	Maximum stress ratio
Pore Pressure	kPa	395
Minor Effective Principal Stress	kPa	170
Deviator Stress	kPa	220
Major Effective Principal Stress	kPa	390
Effective Principal Stress Ratio		2.30
Pore Pressure Parameter A		0.40
Axial Strain	%	10.3
Correction applied to Principal Stress	kPa	5.2
Duration	Days	3



PROJECT No : 4339

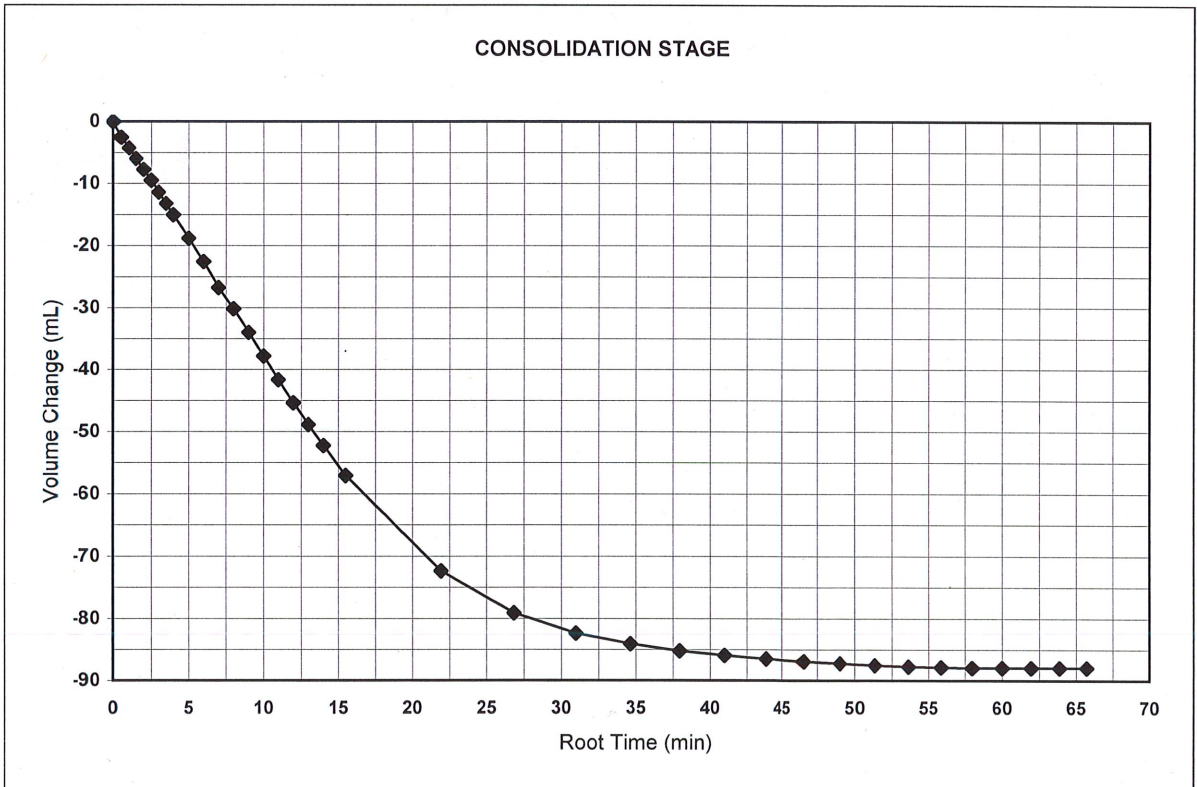
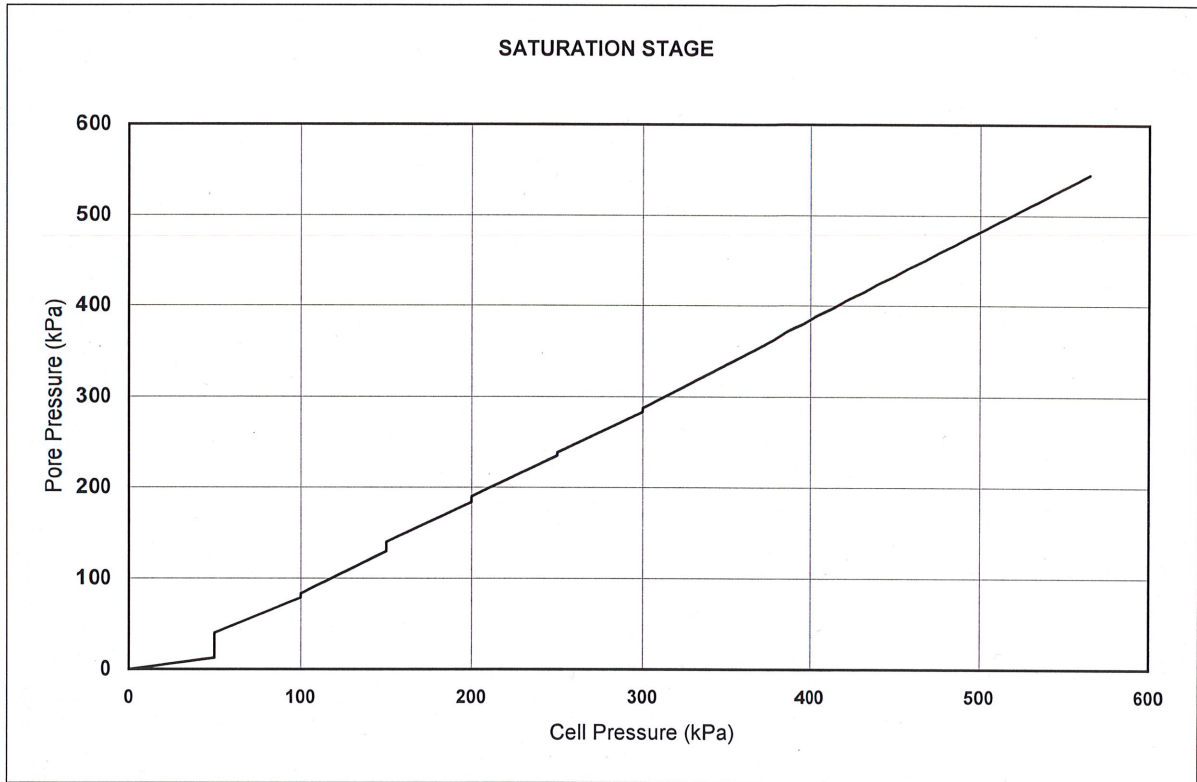
CLIENT : AECOM

PROJECT : Preliminary Onshore Ground Investigation for NZT

HOLE : LF\BH01

SAMPLE No : U63

DEPTH (m) : 22.70



PROJECT No : 4339

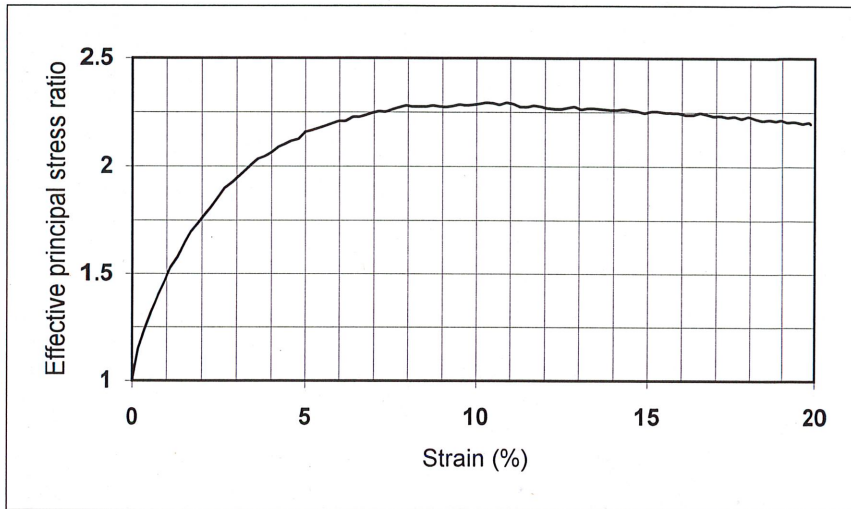
CLIENT : AECOM

PROJECT : Preliminary Onshore Ground Investigation for NZT

HOLE : LF\BH01

SAMPLE No : U63

DEPTH (m) : 22.70

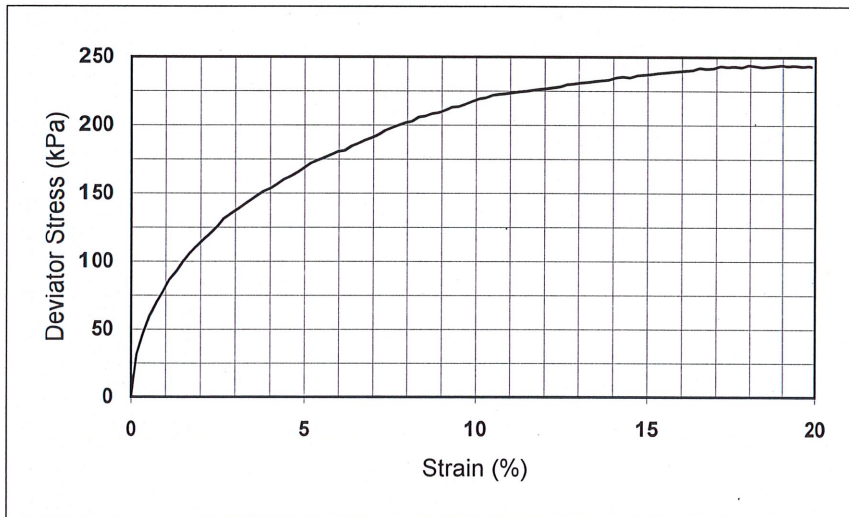


Failure Conditions

Specimen 1

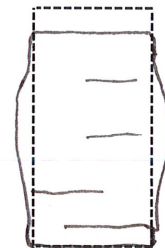
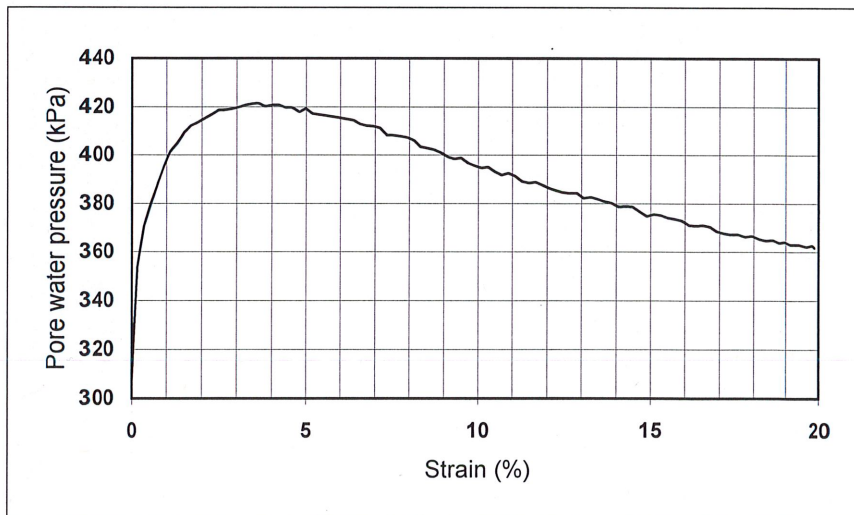
**At maximum stress ratio**

<i>strain</i>	10.29 %
<i>deviator stress</i>	220.1 kPa
<i>stress ratio</i>	2.30



**At maximum deviator stress**

<i>strain</i>	18.96 %
<i>deviator stress</i>	244.3 kPa
<i>stress ratio</i>	2.22



**FAILURE MODE**

PROJECT No : 4339

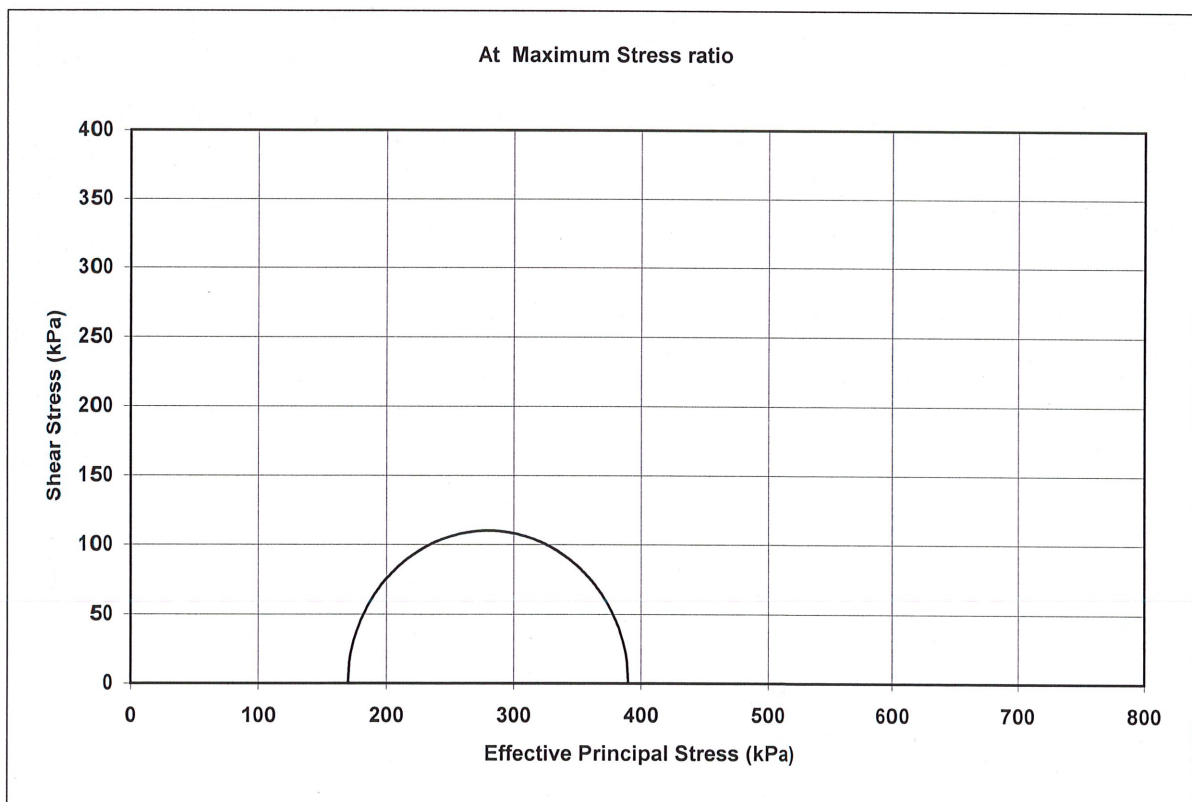
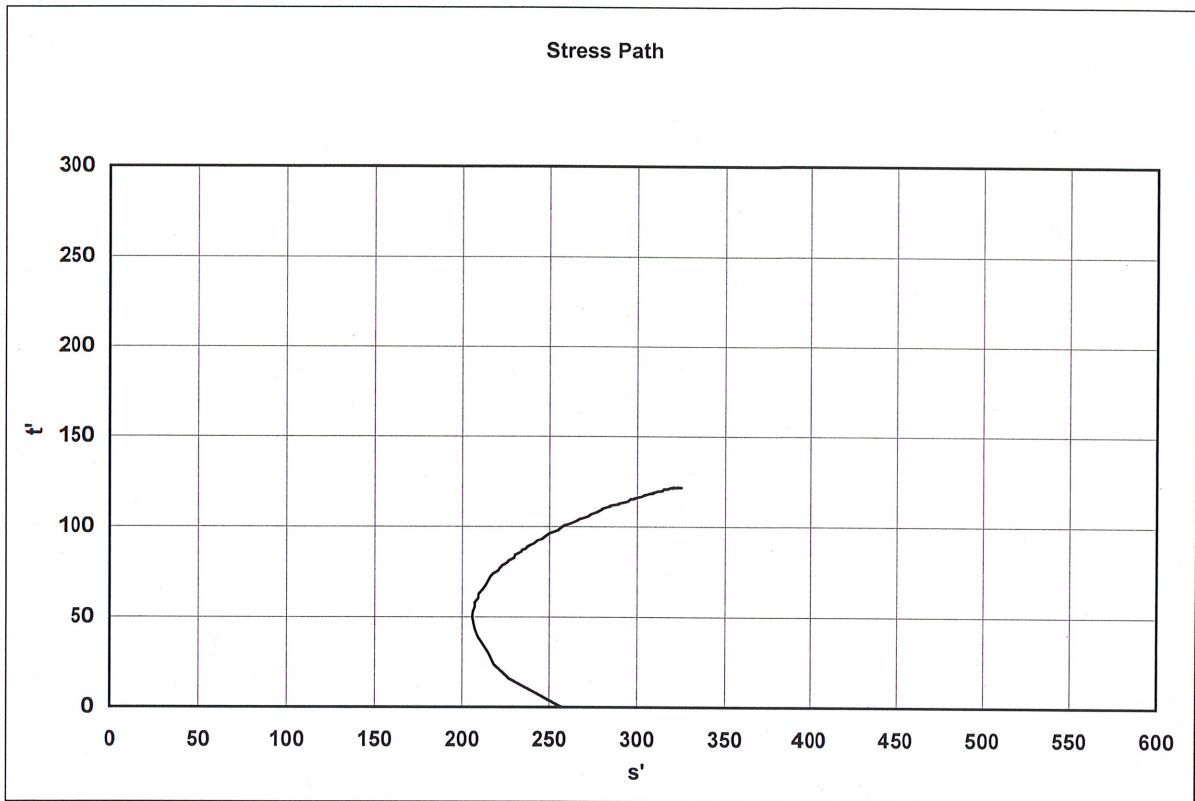
CLIENT : AECOM

PROJECT : Preliminary Onshore Ground Investigation for NZT

HOLE : LF\BH01

SAMPLE No : U63

DEPTH (m) : 22.70



# ALLIED EXPLORATION AND GEOTECHNICS LIMITED

Unit 25 Stella Gill Industrial Estate,  
Pelton Fell, Chester le Street, DH2 2RG.

CONSOLIDATED UNDRAINED TRIAXIAL WITH MEASUREMENT OF PORE WATER PRESSURE  
B.S. 1377 : Part 8 : 1990 : Clauses 3,4,5,6 and 7

PROJECT No : 4339

CLIENT : AECOM

PROJECT : Preliminary Onshore Ground Investigation for NZT

HOLE : LF\BH02

SAMPLE No : U53

DEPTH (m) : 17.40

## TEST SPECIMEN PREPARATION

Undisturbed  
Specific Depth (m) : 17.42  
Orientation within original sample : Vertical  
Description : Please refer to sample description sheet.

## TEST SPECIMEN DETAILS

Stage	1	
Length	mm	202.9
Diameter	mm	102.9
Moisture Content	%	33.4
Bulk Density	Mg/m <sup>3</sup>	1.93

## SATURATION STAGE

Drainage Conditions	: Both ends and radial boundary	
Final Cell Pressure	kPa	520
Final Pore Pressure	kPa	507.2
Final Pore Pressure Parameter B		0.99
Duration	day(s)	2

## CONSOLIDATION STAGE

Cell Pressure	kPa	520
Back Pressure	kPa	300
Effective Pressure	kPa	220
Final Pore Pressure	kPa	303.6
Duration	day(s)	3

## SHEARING STAGE

Cell Pressure	kPa	520
Rate of Axial Displacement	mm/min	0.00683
Final Moisture Content	%	25.5
Final Bulk Density	Mg/m <sup>3</sup>	1.82

## CONDITIONS AT FAILURE

	Criterion	Maximum stress ratio
Pore Pressure	kPa	427
Minor Effective Principal Stress	kPa	93
Deviator Stress	kPa	153
Major Effective Principal Stress	kPa	246
Effective Principal Stress Ratio		2.64
Pore Pressure Parameter A		0.80
Axial Strain	%	13.5
Correction applied to Principal Stress	kPa	5.6
Duration	Days	4

PROJECT No : 4339

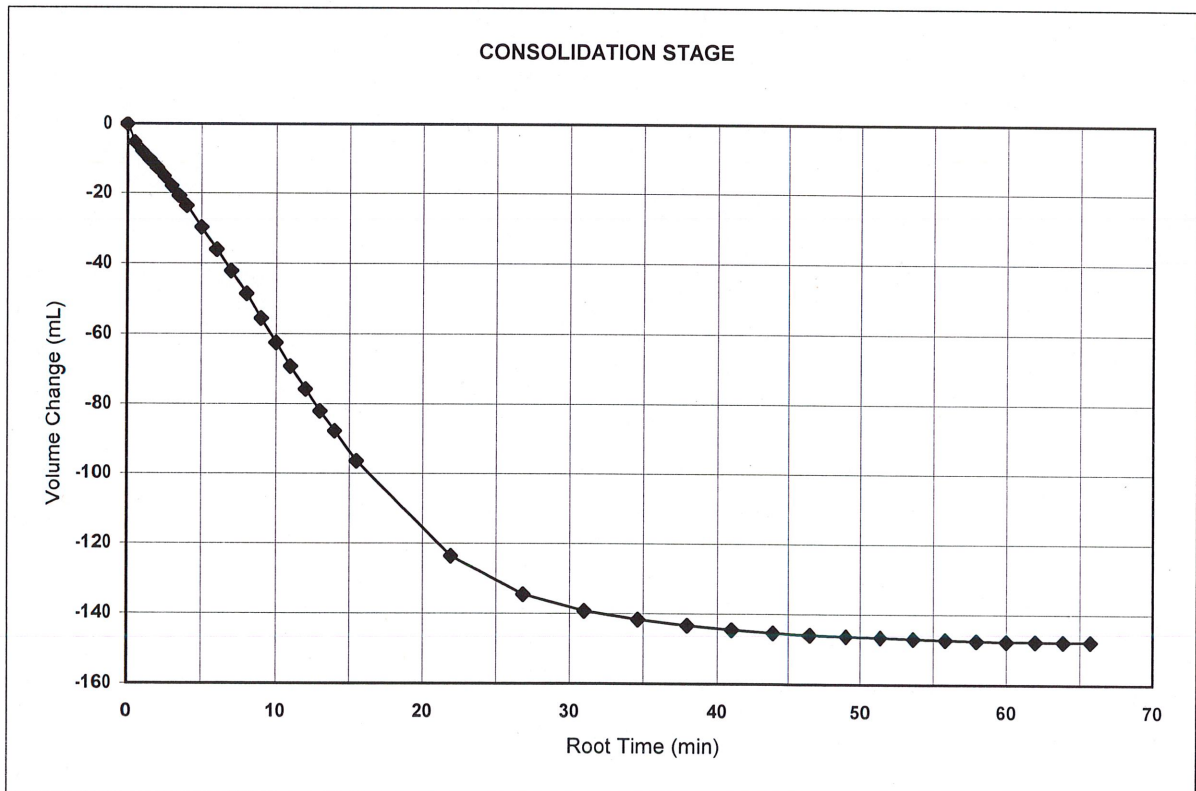
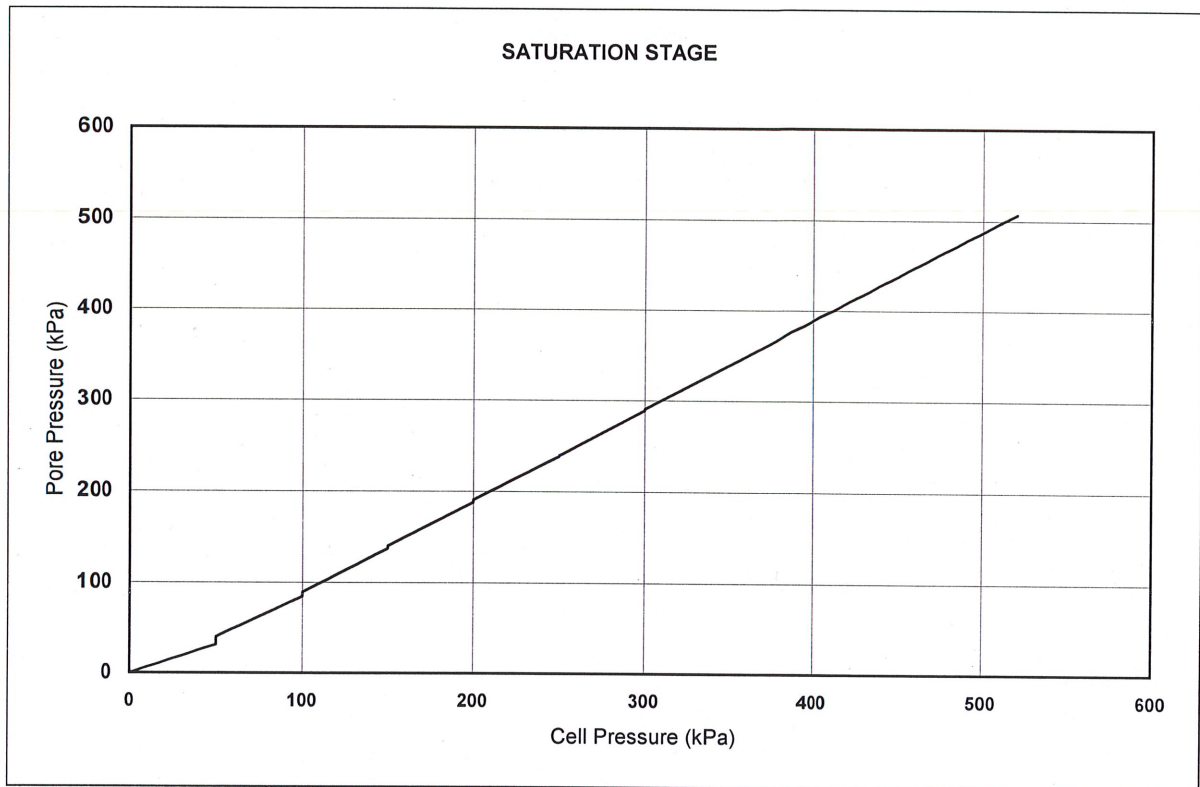
CLIENT : AECOM

PROJECT : Preliminary Onshore Ground Investigation for NZT

HOLE : LF1BH02

SAMPLE No : U53

DEPTH (m) : 17.40



PROJECT No : 4339

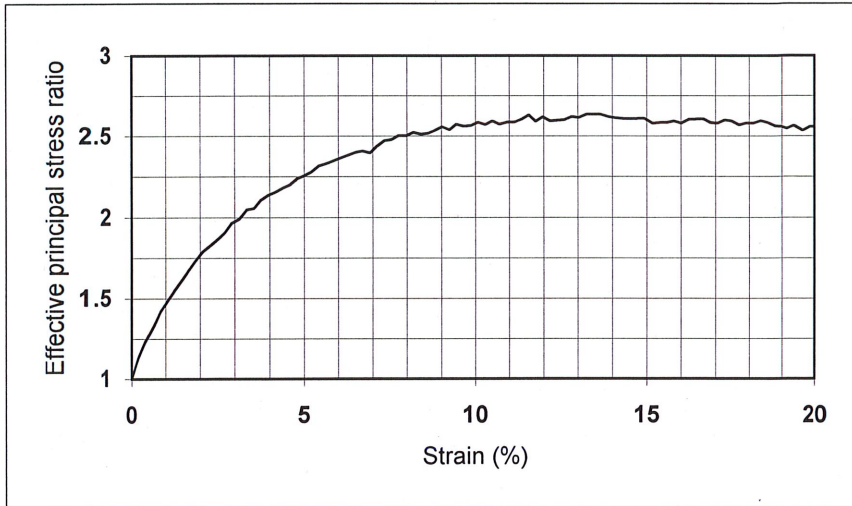
CLIENT : AECOM

PROJECT : Preliminary Onshore Ground Investigation for NZT

HOLE : LF\BH02

SAMPLE No : U53

DEPTH (m) : 17.40

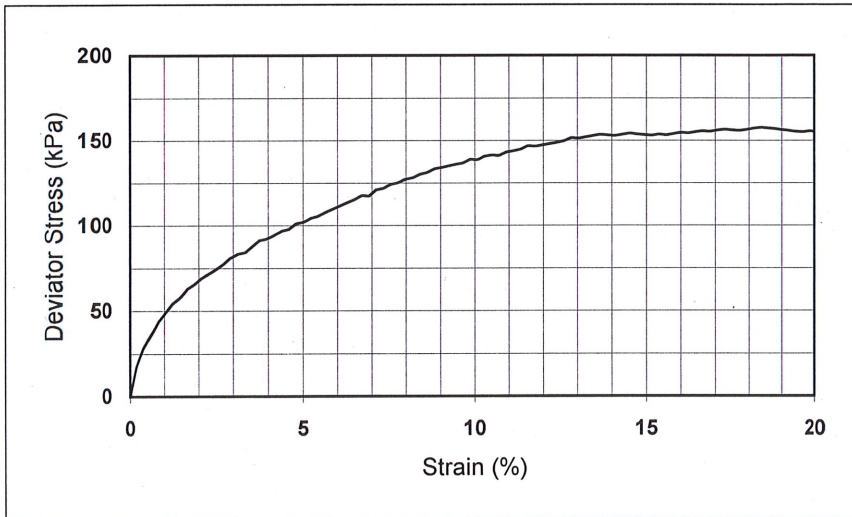


Failure Conditions

Specimen 1


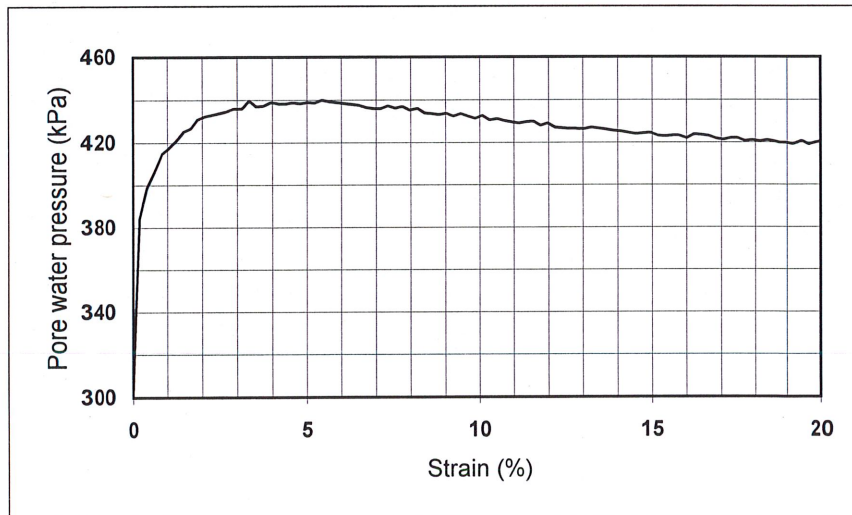
**At maximum stress ratio**

<i>strain</i>	13.45	%
<i>deviator stress</i>	152.9	kPa
<i>stress ratio</i>	2.64	



**At maximum deviator stress**

<i>strain</i>	18.34	%
<i>deviator stress</i>	157.8	kPa
<i>stress ratio</i>	2.60	



**FAILURE MODE**

PROJECT No : 4339

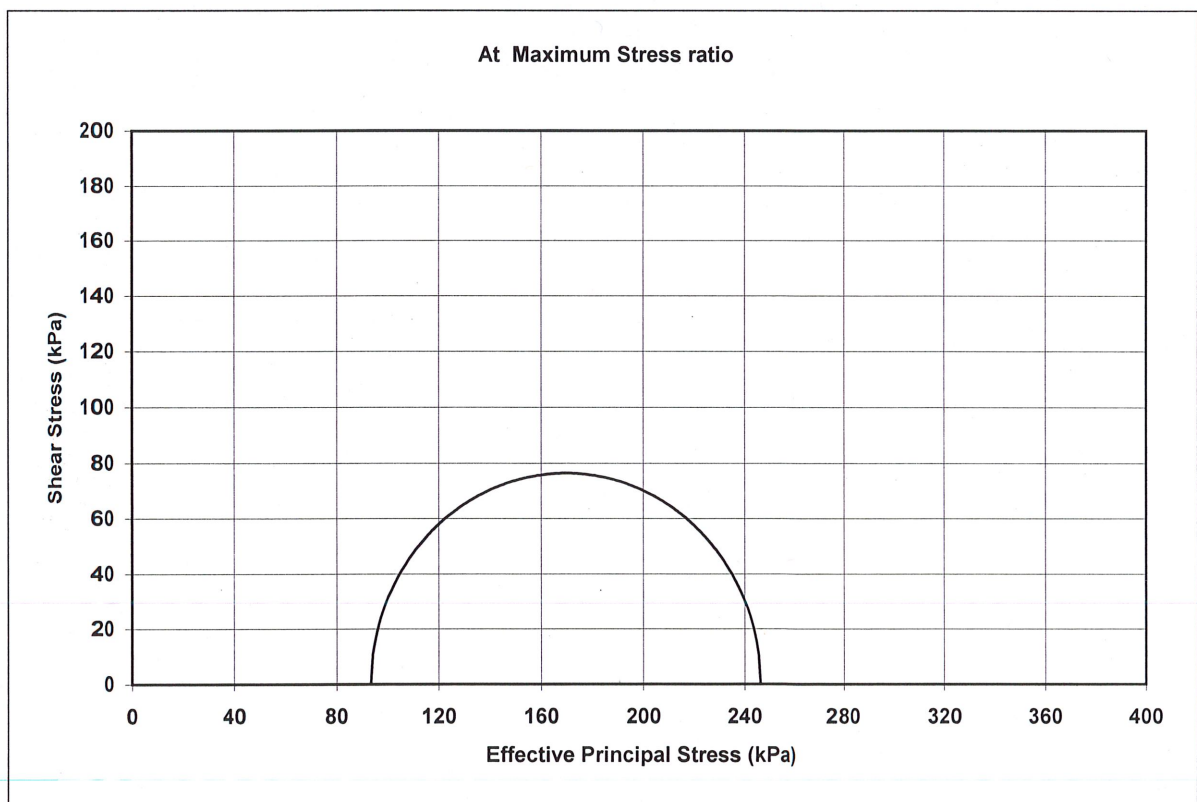
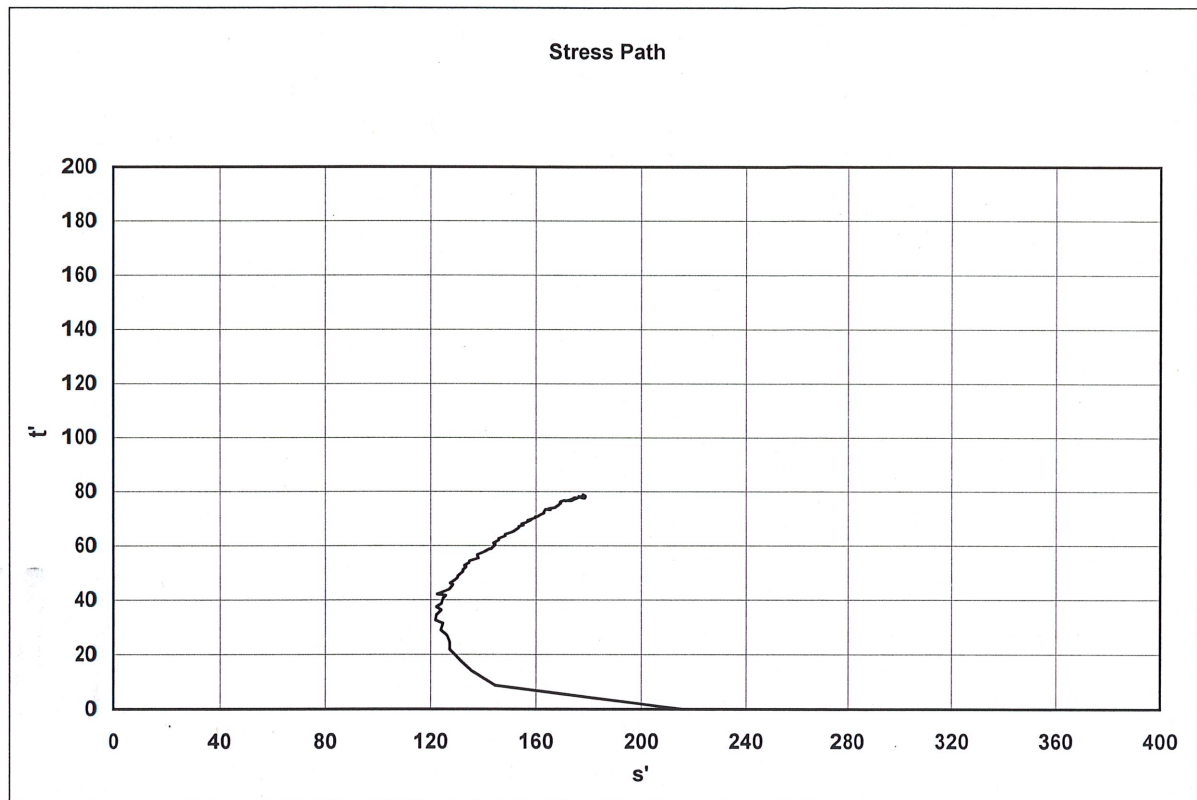
CLIENT : AECOM

PROJECT : Preliminary Onshore Ground Investigation for NZT

HOLE : LF\BH02

SAMPLE No : U53

DEPTH (m) : 17.40



# ALLIED EXPLORATION AND GEOTECHNICS LIMITED

Unit 25 Stella Gill Industrial Estate,  
Pelton Fell, Chester le Street, DH2 2RG.

CONSOLIDATED UNDRAINED TRIAXIAL WITH MEASUREMENT OF PORE WATER PRESSURE  
B.S. 1377 : Part 8 : 1990 : Clauses 3,4,5,6 and 7

PROJECT No : 4339

CLIENT : AECOM

PROJECT : Preliminary Onshore Ground Investigation for NZT

HOLE : MS1BH02

SAMPLE No : U72

DEPTH (m) : 21.25

## TEST SPECIMEN PREPARATION

Undisturbed  
Specific Depth (m) : 21.27  
Orientation within original sample : Vertical  
Description : Please refer to sample description sheet.

## TEST SPECIMEN DETAILS

	Stage	1
Length	mm	192.9
Diameter	mm	102.3
Moisture Content	%	31.2
Bulk Density	Mg/m <sup>3</sup>	1.95

## SATURATION STAGE

Drainage Conditions : Both ends and radial boundary  
Final Cell Pressure kPa 560  
Final Pore Pressure kPa 547.4  
Final Pore Pressure Parameter B 0.99  
Duration day(s) 2

## CONSOLIDATION STAGE

Cell Pressure kPa 560  
Back Pressure kPa 300  
Effective Pressure kPa 260  
Final Pore Pressure kPa 302.6  
Duration day(s) 3

## SHEARING STAGE

Cell Pressure kPa 560  
Rate of Axial Displacement mm/min 0.00871  
Final Moisture Content % 26.8  
Final Bulk Density Mg/m<sup>3</sup> 1.88

## CONDITIONS AT FAILURE

	Criterion	Maximum stress ratio
Pore Pressure	kPa	478
Minor Effective Principal Stress	kPa	82
Deviator Stress	kPa	143
Major Effective Principal Stress	kPa	225
Effective Principal Stress Ratio		2.73
Pore Pressure Parameter A		1.23
Axial Strain	%	10.7
Correction applied to Principal Stress	kPa	5.3
Duration	Days	3



PROJECT No : 4339

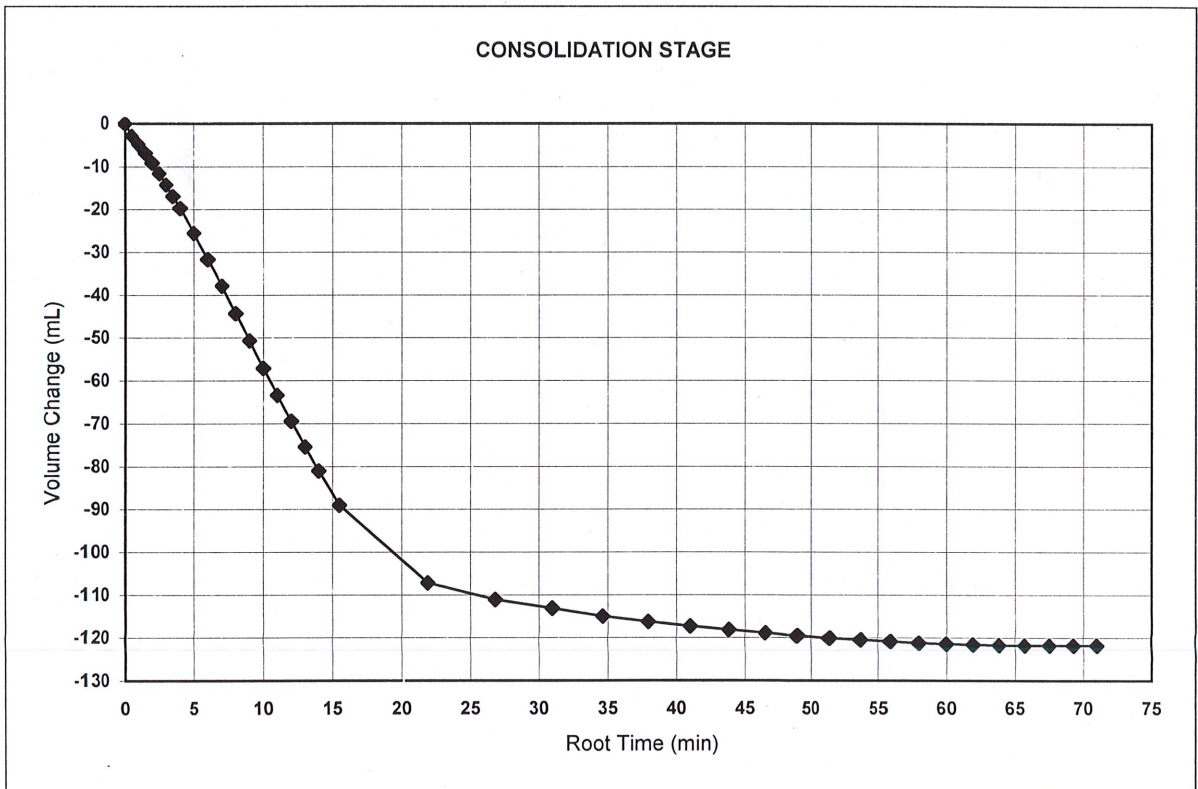
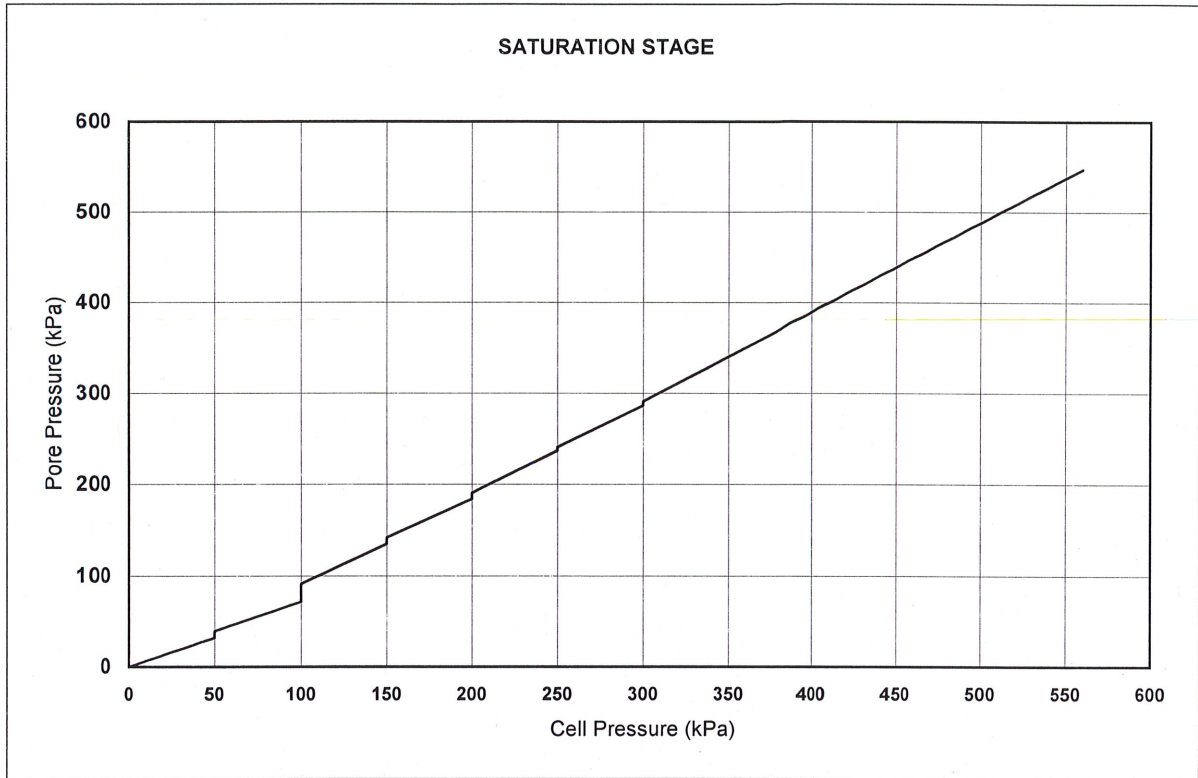
CLIENT : AECOM

PROJECT : Preliminary Onshore Ground Investigation for NZT

HOLE : MS1BH02

SAMPLE No : U72

DEPTH (m) : 21.25



PROJECT No : 4339

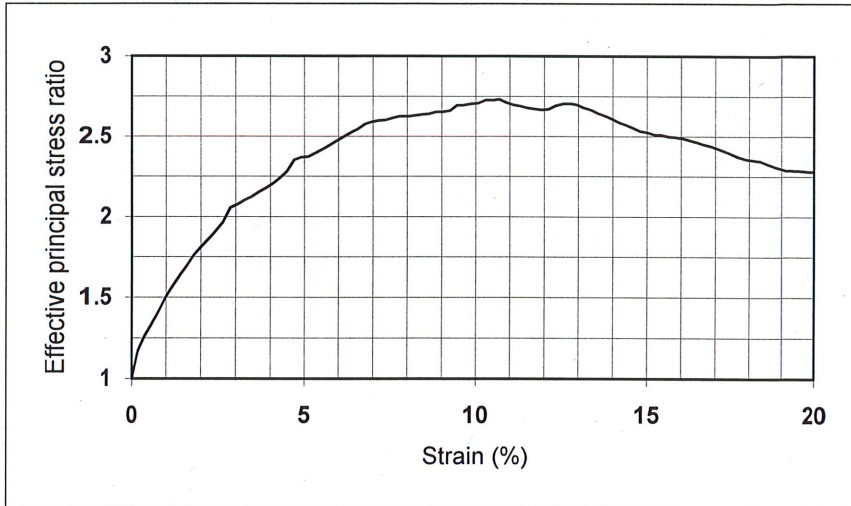
CLIENT : AECOM

PROJECT : Preliminary Onshore Ground Investigation for NZT

HOLE : MS\BH02

SAMPLE No : U72

DEPTH (m) : 21.25

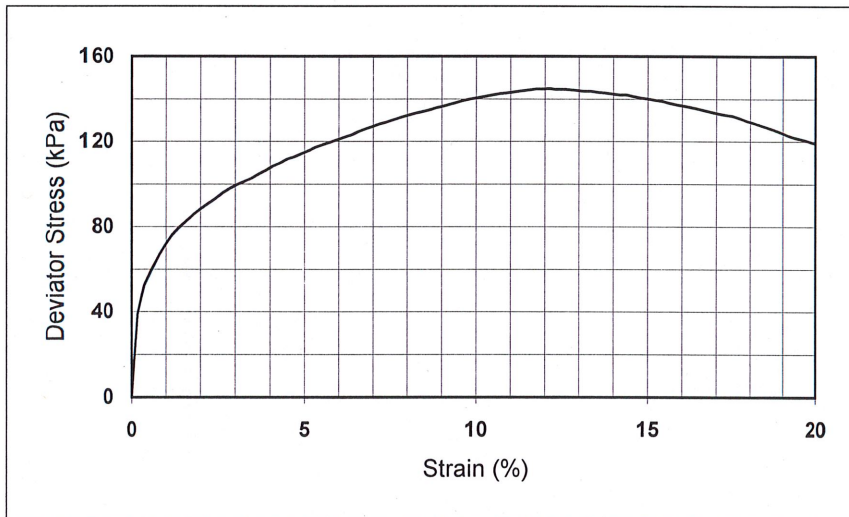


Failure Conditions

Specimen 1

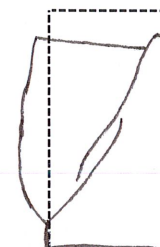
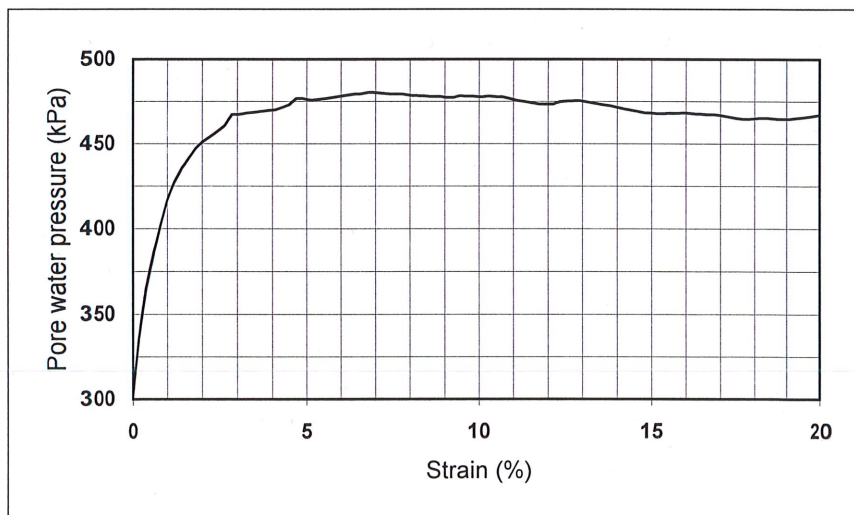
**At maximum stress ratio**

<i>strain</i>	10.69	%
<i>deviator stress</i>	142.5	kPa
<i>stress ratio</i>	2.73	



**At maximum deviator stress**

<i>strain</i>	12.13	%
<i>deviator stress</i>	144.8	kPa
<i>stress ratio</i>	2.67	



**FAILURE MODE**

PROJECT No : 4339

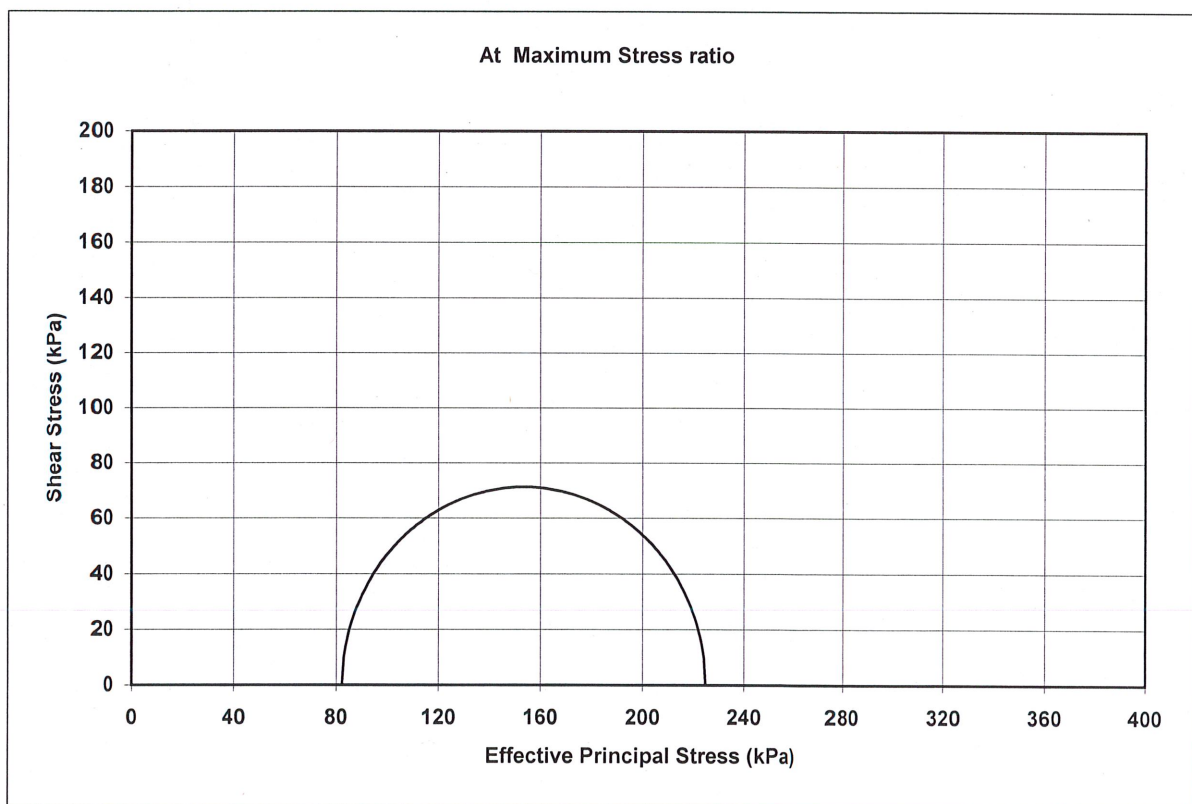
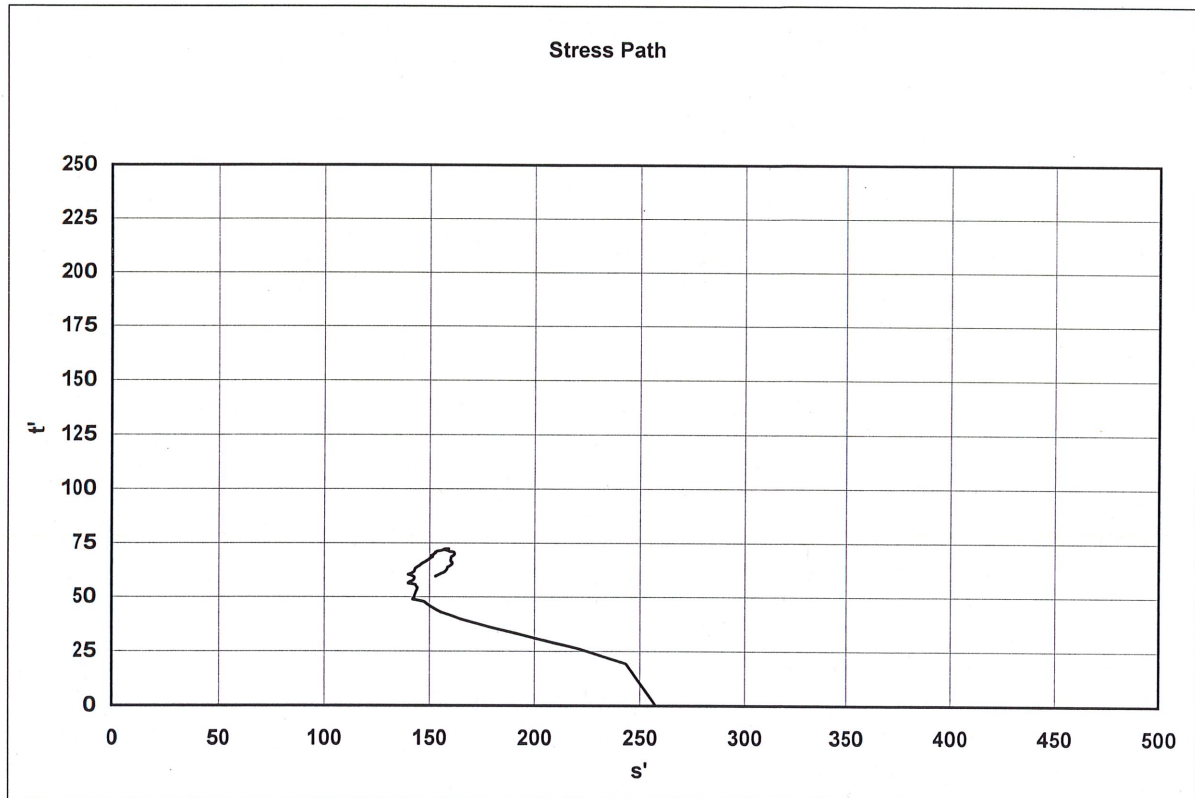
CLIENT : AECOM

PROJECT : Preliminary Onshore Ground Investigation for NZT

HOLE : MS\BH02

SAMPLE No : U72

DEPTH (m) : 21.25



# ALLIED EXPLORATION AND GEOTECHNICS LIMITED

Unit 25 Stella Gill Industrial Estate,  
Pelton Fell, Chester le Street, DH2 2RG.

CONSOLIDATED UNDRAINED TRIAXIAL WITH MEASUREMENT OF PORE WATER PRESSURE  
B.S. 1377 : Part 8 : 1990 : Clauses 3,4,5,6 and 7

PROJECT No : 4339      CLIENT : AECOM  
PROJECT : Preliminary Onshore Ground Investigation for NZT  
HOLE : MS1BH03      SAMPLE No : U60      DEPTH (m) : 16.10

**TEST SPECIMEN PREPARATION**      Undisturbed  
Specific Depth (m)      : 16.13  
Orientation within original sample      : Vertical  
Description      : Please refer to sample description sheet.

**TEST SPECIMEN DETAILS**      Stage      1  
Length      mm      205.9  
Diameter      mm      99.8  
Moisture Content      %      19.2  
Bulk Density      Mg/m<sup>3</sup>      2.11

**SATURATION STAGE**  
Drainage Conditions      : Both ends and radial boundary  
Final Cell Pressure      kPa      490  
Final Pore Pressure      kPa      475.1  
Final Pore Pressure Parameter B      0.97  
Duration      day(s)      2

**CONSOLIDATION STAGE**  
Cell Pressure      kPa      490  
Back Pressure      kPa      300  
Effective Pressure      kPa      190  
Final Pore Pressure      kPa      300.1  
Duration      day(s)      3

**SHEARING STAGE**  
Cell Pressure      kPa      490  
Rate of Axial Displacement      mm/min      0.0141  
Final Moisture Content      %      20.8  
Final Bulk Density      Mg/m<sup>3</sup>      2.14

**CONDITIONS AT FAILURE**      Criterion      Maximum stress ratio  
Pore Pressure      kPa      358  
Minor Effective Principal Stress      kPa      132  
Deviator Stress      kPa      252  
Major Effective Principal Stress      kPa      384  
Effective Principal Stress Ratio      2.91  
Pore Pressure Parameter A      0.23  
Axial Strain      %      3.0  
Correction applied to Principal Stress      kPa      2.7  
Duration      Days      2

PROJECT No : 4339

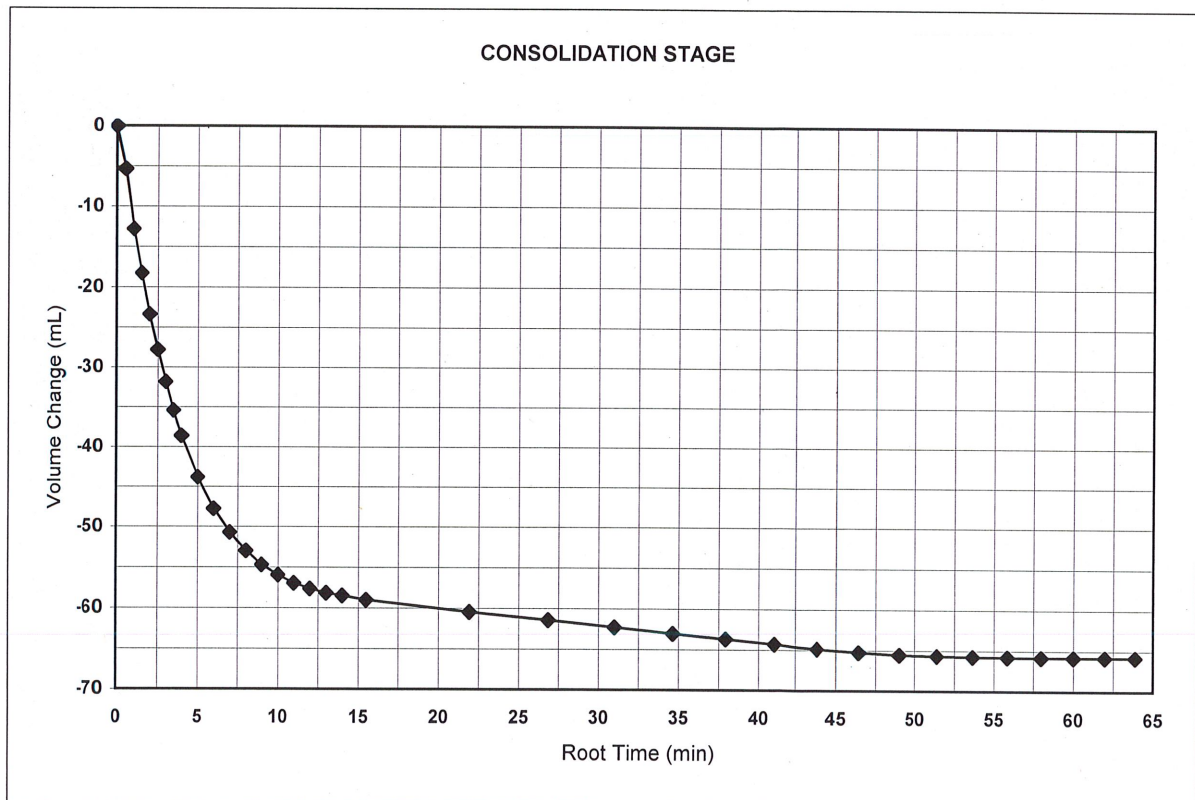
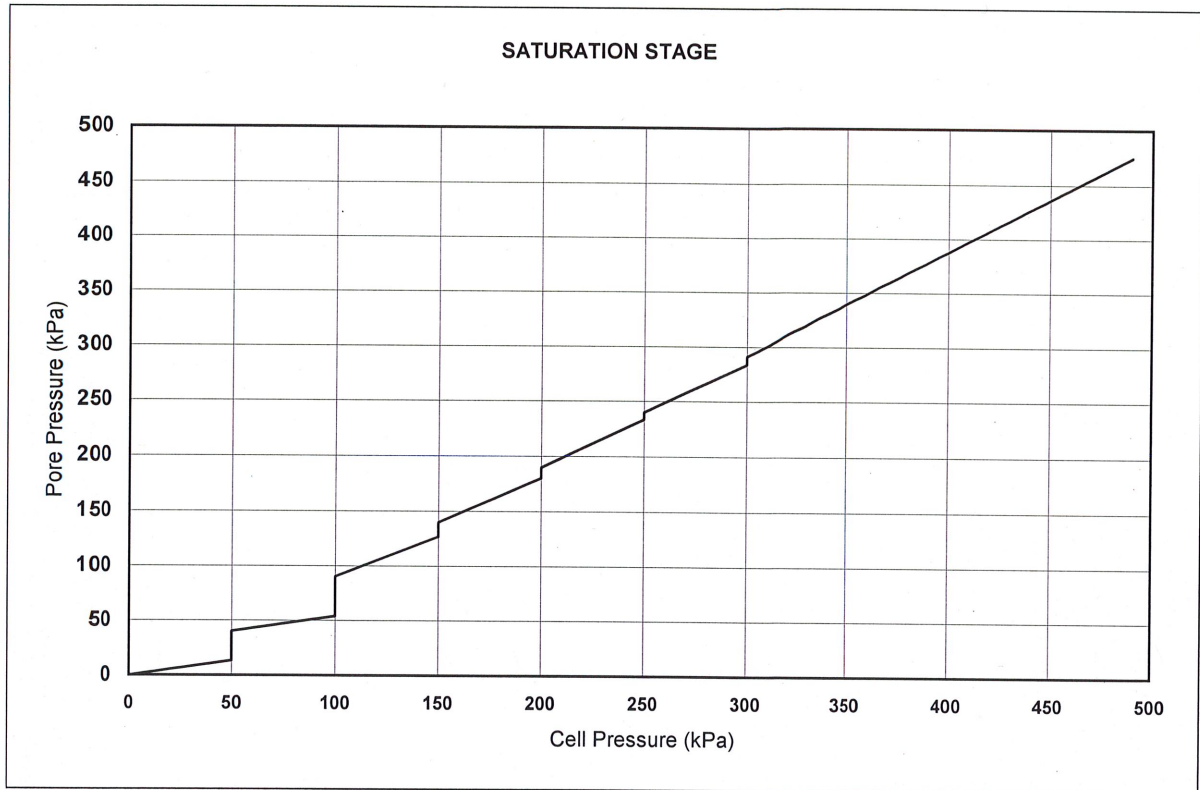
CLIENT : AECOM

PROJECT : Preliminary Onshore Ground Investigation for NZT

HOLE : MS\BH03

SAMPLE No : U60

DEPTH (m) : 16.10



PROJECT No : 4339

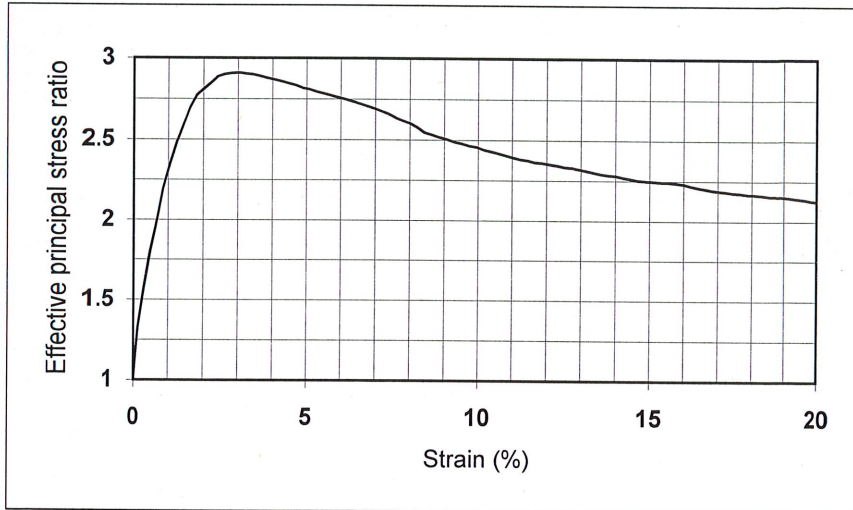
CLIENT : AECOM

PROJECT : Preliminary Onshore Ground Investigation for NZT

HOLE : MS\BH03

SAMPLE No : U60

DEPTH (m) : 16.10

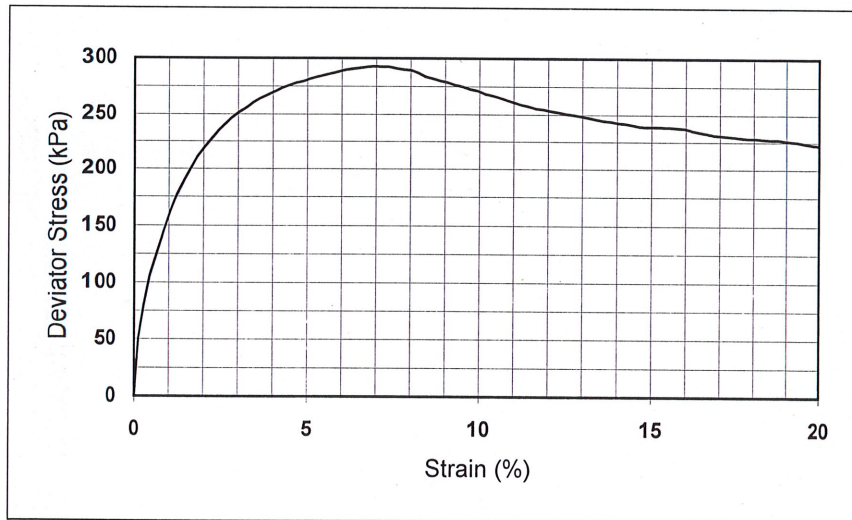


**Failure Conditions**

**Specimen 1**

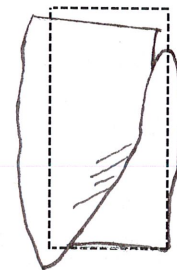
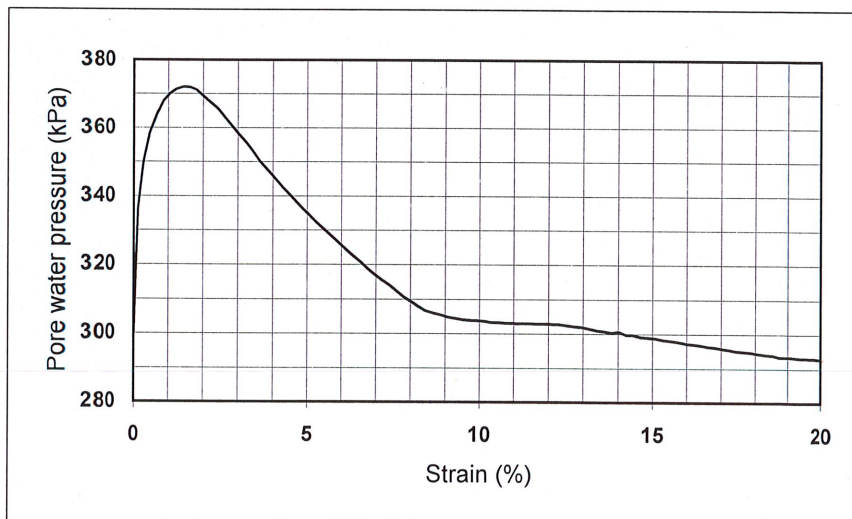
**At maximum stress ratio**

<i>strain</i>	3.02 %
<i>deviator stress</i>	251.9 kPa
<i>stress ratio</i>	2.91

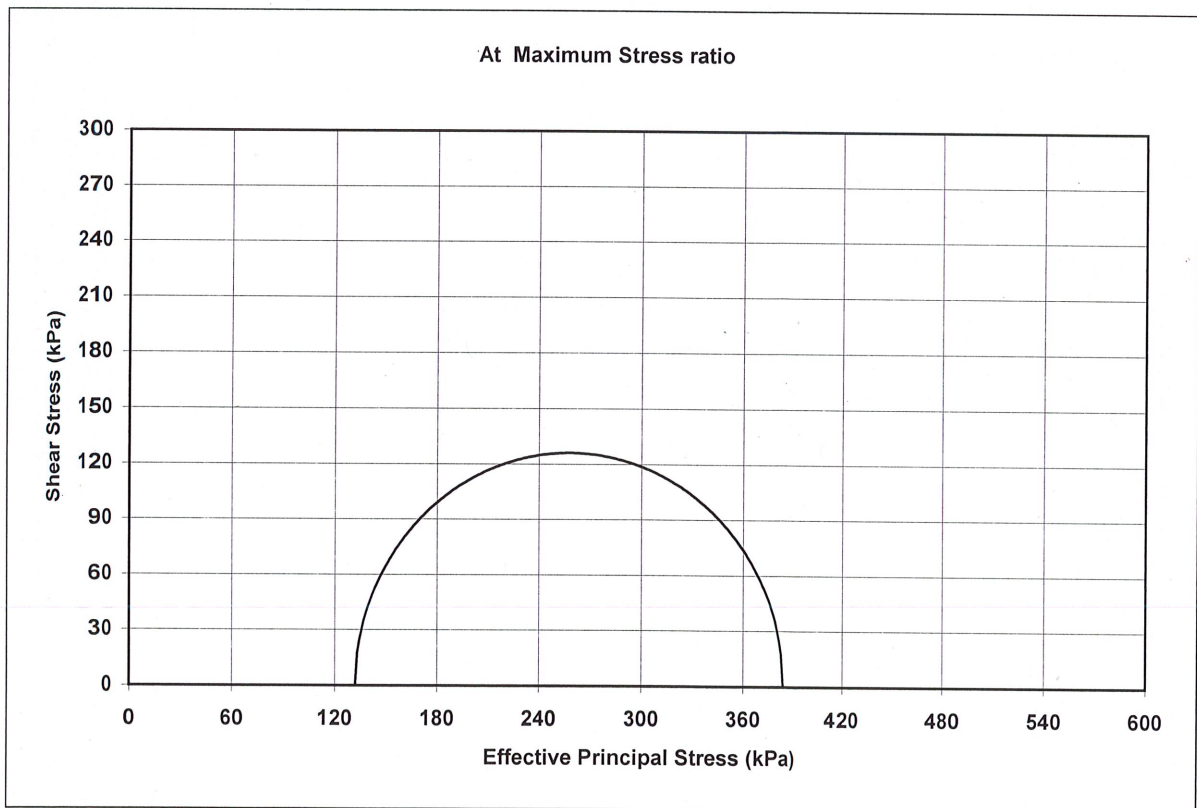
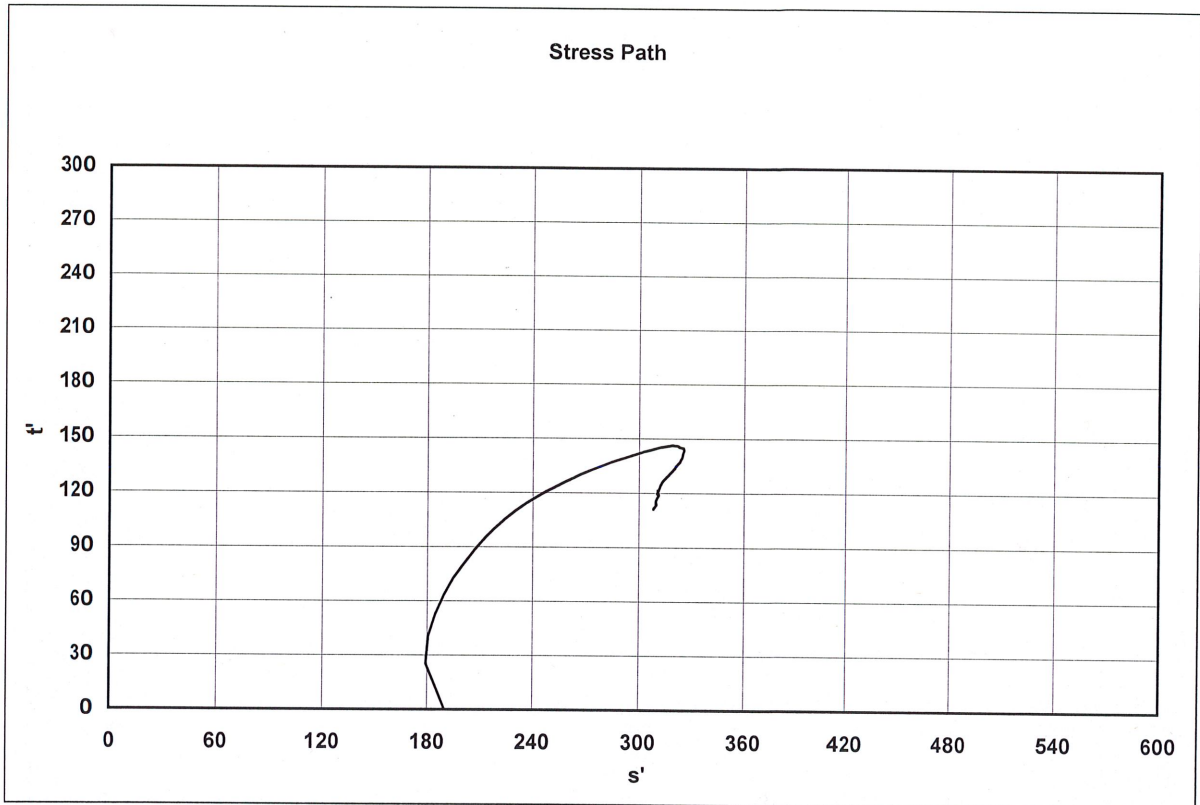


**At maximum deviator stress**

<i>strain</i>	6.97 %
<i>deviator stress</i>	293.0 kPa
<i>stress ratio</i>	2.70



**FAILURE MODE**



# ALLIED EXPLORATION AND GEOTECHNICS LIMITED

Unit 25 Stella Gill Industrial Estate,  
Pelton Fell, Chester le Street, DH2 2RG.

CONSOLIDATED UNDRAINED TRIAXIAL WITH MEASUREMENT OF PORE WATER PRESSURE  
B.S. 1377 : Part 8 : 1990 : Clauses 3,4,5,6 and 7

PROJECT No : 4339

CLIENT : AECOM

PROJECT : Preliminary Onshore Ground Investigation for NZT

HOLE : MS\BH03

SAMPLE No : U70

DEPTH (m) : 19.10

## TEST SPECIMEN PREPARATION

Undisturbed  
Specific Depth (m) : 19.12  
Orientation within original sample : Vertical  
Description : Please refer to sample description sheet.

## TEST SPECIMEN DETAILS

	Stage	1
Length	mm	200.8
Diameter	mm	103.1
Moisture Content	%	27.1
Bulk Density	Mg/m <sup>3</sup>	1.99

## SATURATION STAGE

Drainage Conditions : Both ends and radial boundary  
Final Cell Pressure kPa 520  
Final Pore Pressure kPa 502.9  
Final Pore Pressure Parameter B 0.97  
Duration day(s) 2

## CONSOLIDATION STAGE

Cell Pressure kPa 520  
Back Pressure kPa 300  
Effective Pressure kPa 220  
Final Pore Pressure kPa 305.7  
Duration day(s) 3

## SHEARING STAGE

Cell Pressure kPa 520  
Rate of Axial Displacement mm/min 0.0091  
Final Moisture Content % 24.6  
Final Bulk Density Mg/m<sup>3</sup> 1.96

## CONDITIONS AT FAILURE

	Criterion	Maximum stress ratio
Pore Pressure	kPa	400
Minor Effective Principal Stress	kPa	120
Deviator Stress	kPa	141
Major Effective Principal Stress	kPa	261
Effective Principal Stress Ratio		2.17
Pore Pressure Parameter A		0.67
Axial Strain	%	9.4
Correction applied to Principal Stress	kPa	5.1
Duration	Days	3



PROJECT No : 4339

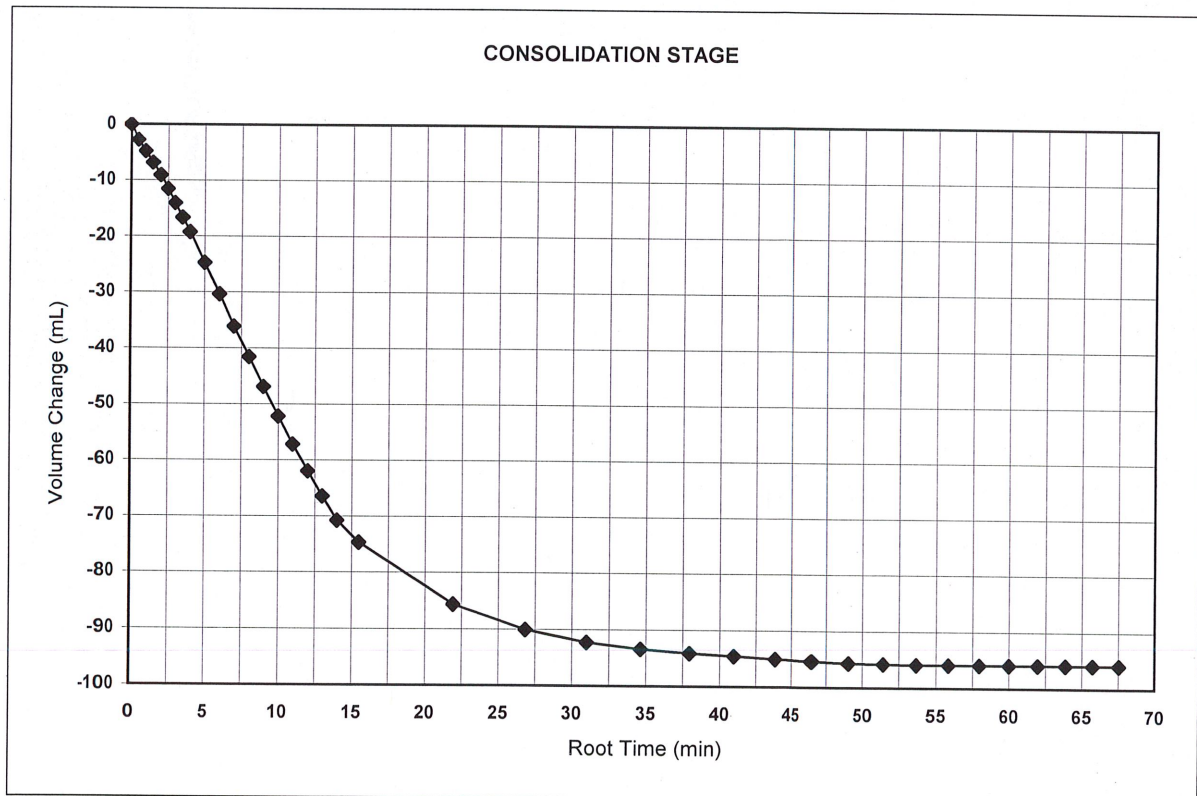
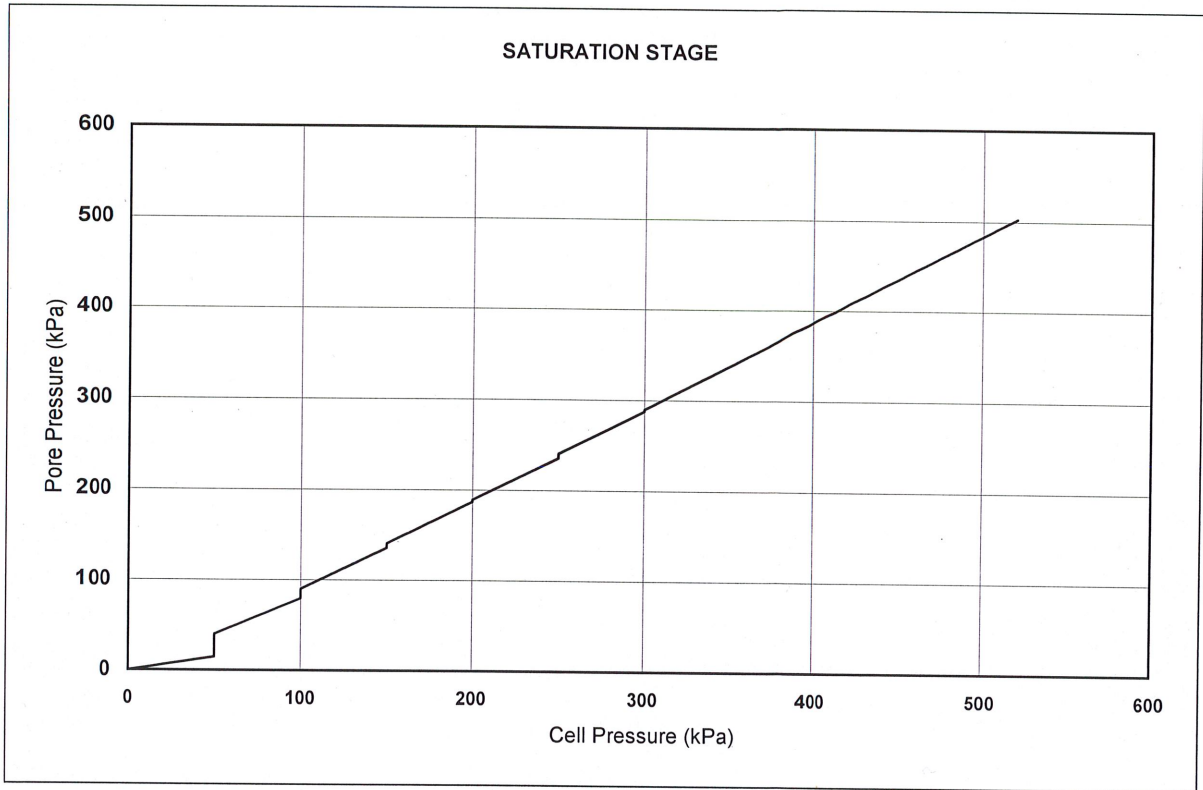
CLIENT : AECOM

PROJECT : Preliminary Onshore Ground Investigation for NZT

HOLE : MS\BH03

SAMPLE No : U70

DEPTH (m) : 19.10



PROJECT No : 4339

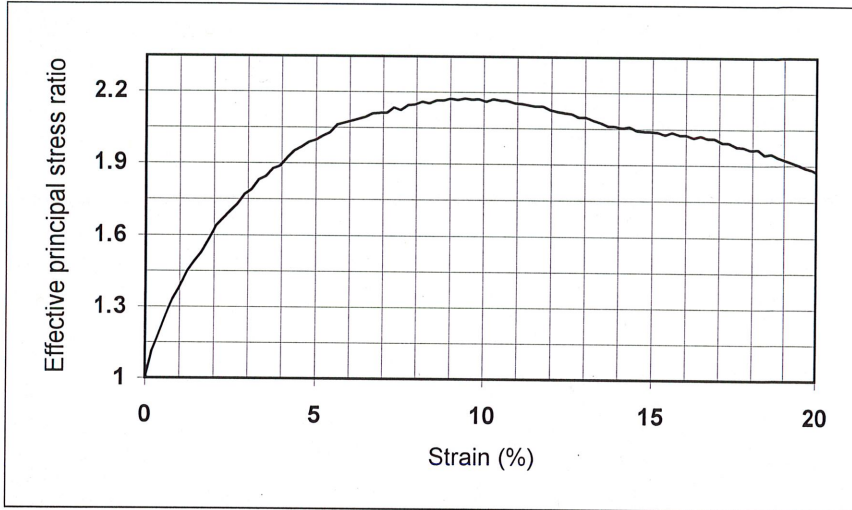
CLIENT : AECOM

PROJECT : Preliminary Onshore Ground Investigation for NZT

HOLE : MS\BH03

SAMPLE No : U70

DEPTH (m) : 19.10

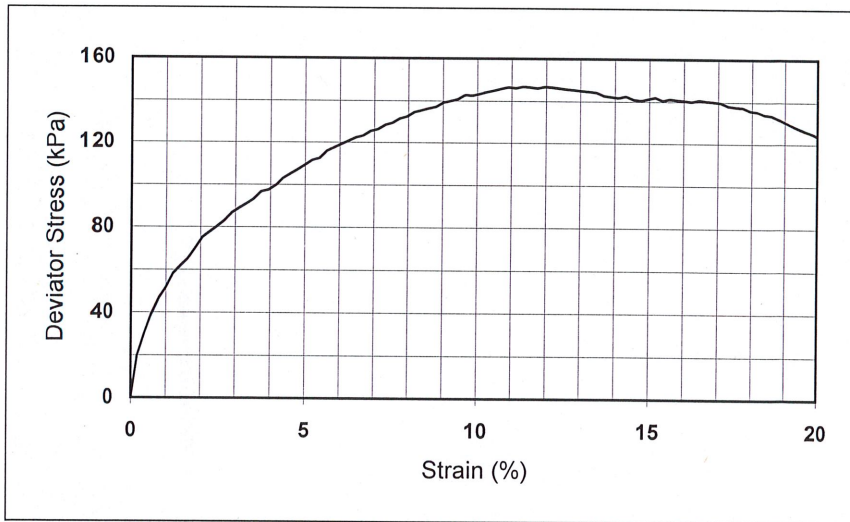


Failure Conditions

Specimen 1

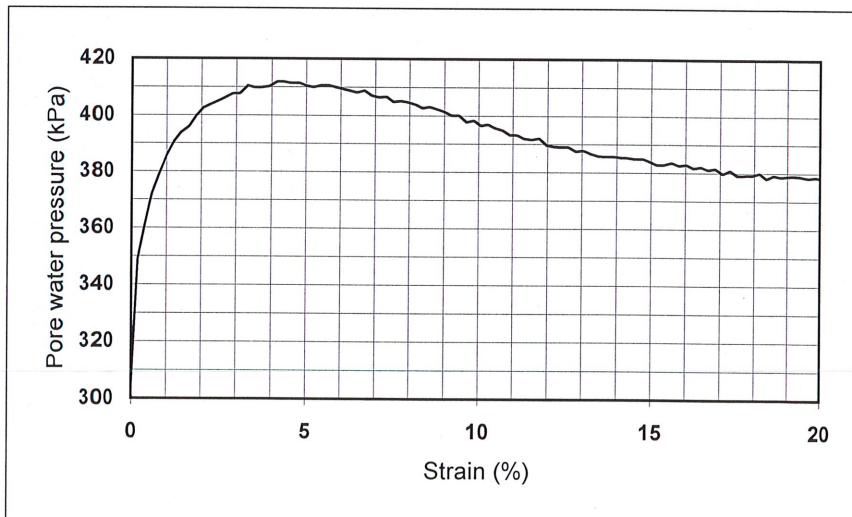
**At maximum stress ratio**

<i>strain</i>	9.43 %
<i>deviator stress</i>	140.8 kPa
<i>stress ratio</i>	2.17

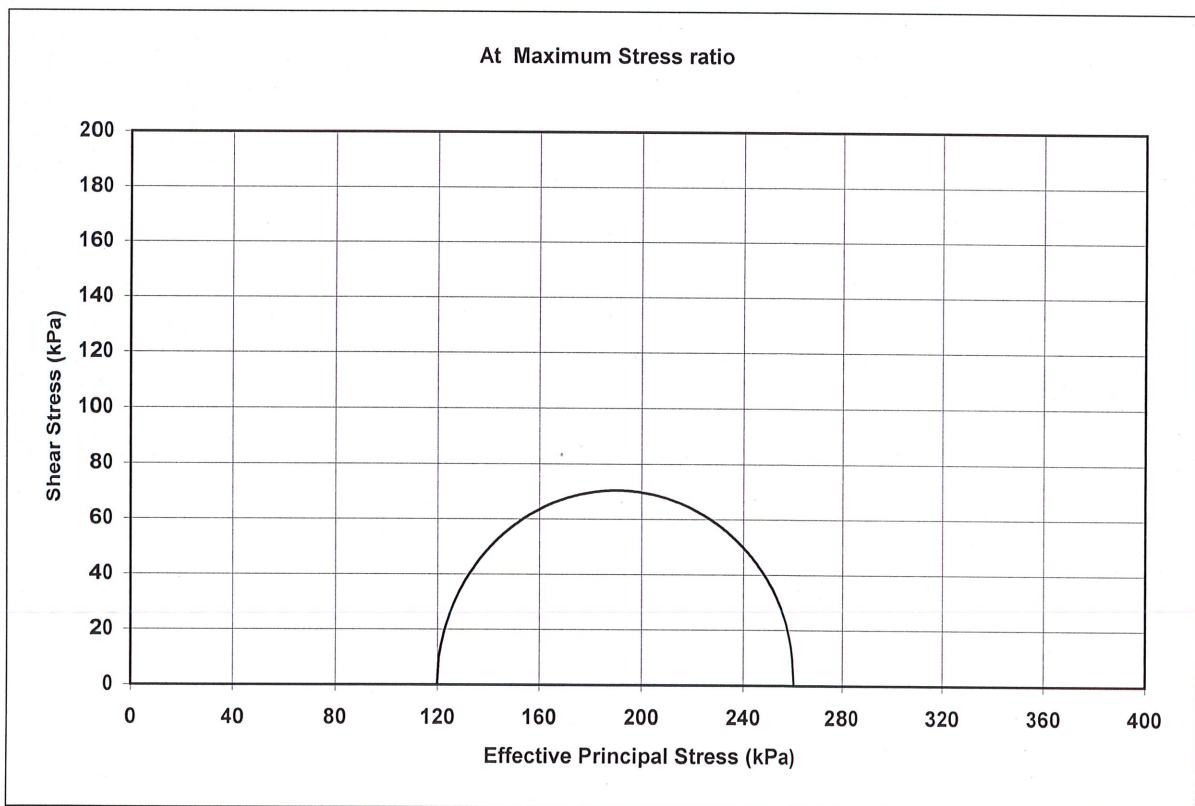
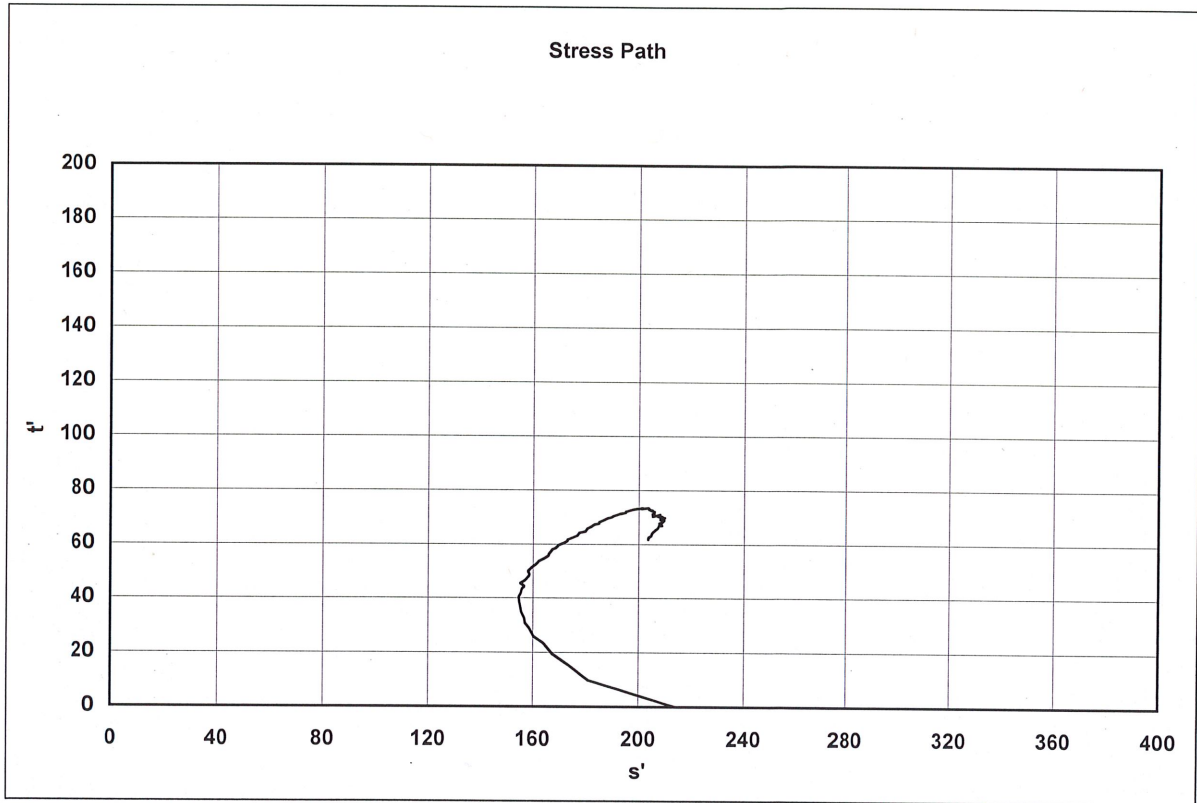


**At maximum deviator stress**

<i>strain</i>	11.33 %
<i>deviator stress</i>	146.9 kPa
<i>stress ratio</i>	2.15



**FAILURE MODE**



# ALLIED EXPLORATION AND GEOTECHNICS LIMITED

Unit 25 Stella Gill Industrial Estate,

Pelton Fell, Chester le Street, DH2 2RG.

CONSOLIDATED UNDRAINED TRIAXIAL WITH MEASUREMENT OF PORE WATER PRESSURE

B.S. 1377 : Part 8 : 1990 : Clauses 3,4,5,6 and 7

PROJECT No : 4339

CLIENT : AECOM

PROJECT : Preliminary Onshore Ground Investigation

HOLE : MS\BH04

SAMPLE No : U41

DEPTH (m) : 14.85

## TEST SPECIMEN PREPARATION

Undisturbed  
Specific Depth (m) : 15.04  
Orientation within original sample : Vertical  
Description : Please refer to sample description sheet.

## TEST SPECIMEN DETAILS

	Stage	1
Length	mm	200.2
Diameter	mm	101.3
Moisture Content	%	30.0
Bulk Density	Mg/m <sup>3</sup>	1.96

## SATURATION STAGE

Drainage Conditions : Both ends and radial boundary  
Final Cell Pressure kPa 490  
Final Pore Pressure kPa 472.1  
Final Pore Pressure Parameter B 0.96  
Duration day(s) 2

## CONSOLIDATION STAGE

Cell Pressure kPa 490  
Back Pressure kPa 300  
Effective Pressure kPa 190  
Final Pore Pressure kPa 302.5  
Duration day(s) 2

## SHEARING STAGE

Cell Pressure kPa 490  
Rate of Axial Displacement mm/min 0.0074  
Final Moisture Content % 28.7  
Final Bulk Density Mg/m<sup>3</sup> 1.94

## CONDITIONS AT FAILURE

	Criterion	Maximum stress ratio
Pore Pressure	kPa	378
Minor Effective Principal Stress	kPa	112
Deviator Stress	kPa	183
Major Effective Principal Stress	kPa	296
Effective Principal Stress Ratio		2.63
Pore Pressure Parameter A		0.41
Axial Strain	%	4.2
Correction applied to Principal Stress	kPa	3.7
Duration	Days	4

PROJECT No : 4339

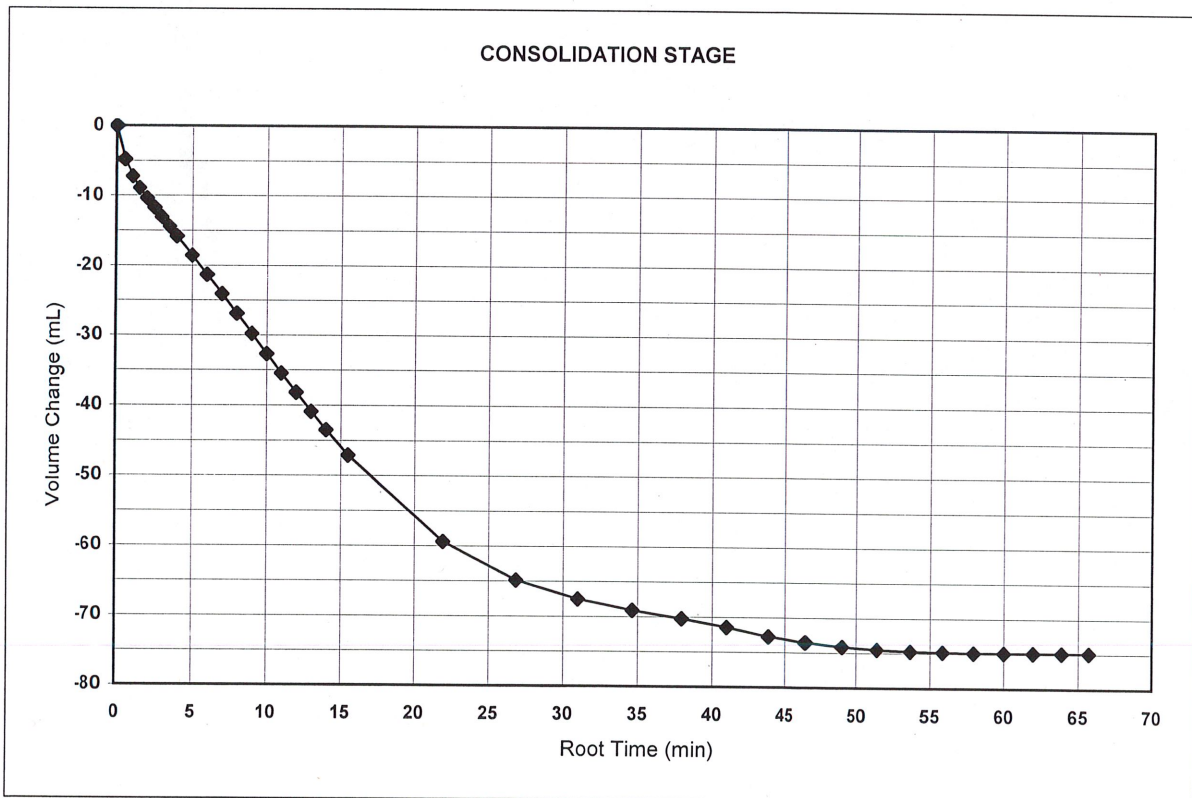
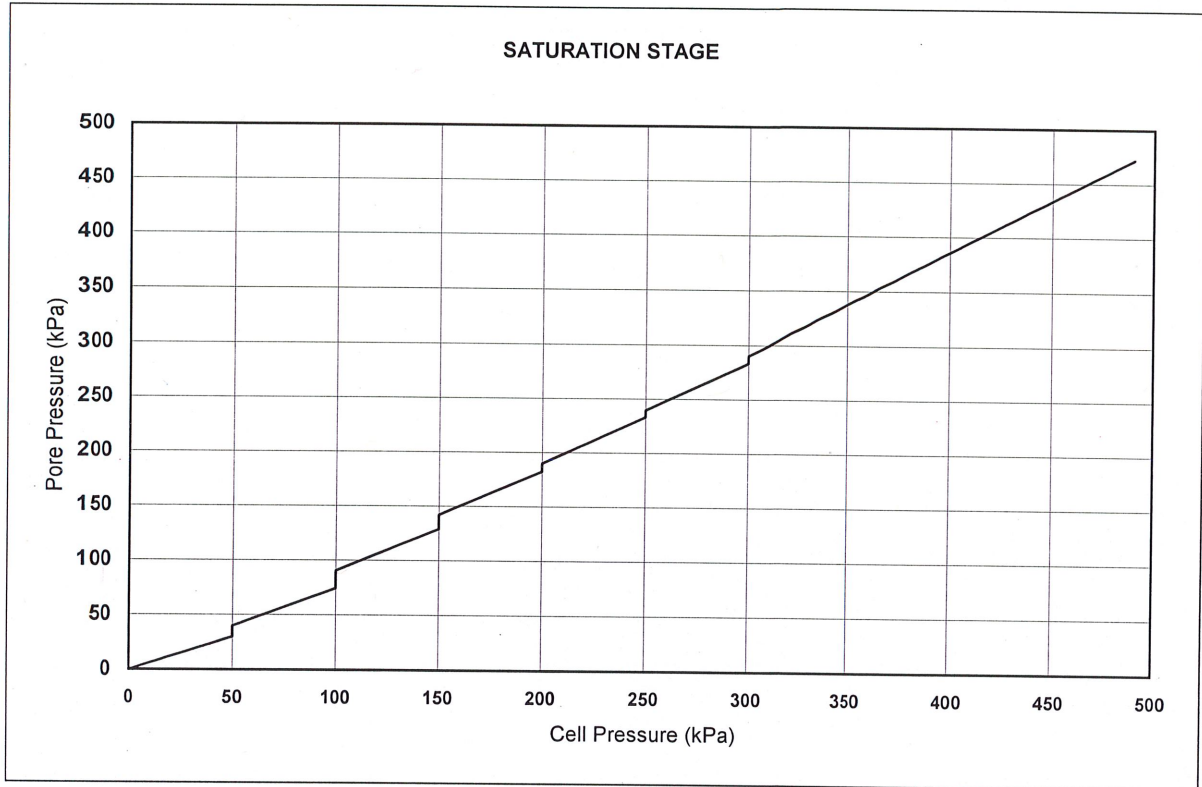
CLIENT : AECOM

PROJECT : Preliminary Onshore Ground Investigation

HOLE : MS\BH04

SAMPLE No : U41

DEPTH (m) : 14.85



PROJECT No : 4339      CLIENT : AECOM  
 PROJECT : Preliminary Onshore Ground Investigation  
 HOLE : MS\BH04      SAMPLE No : U41

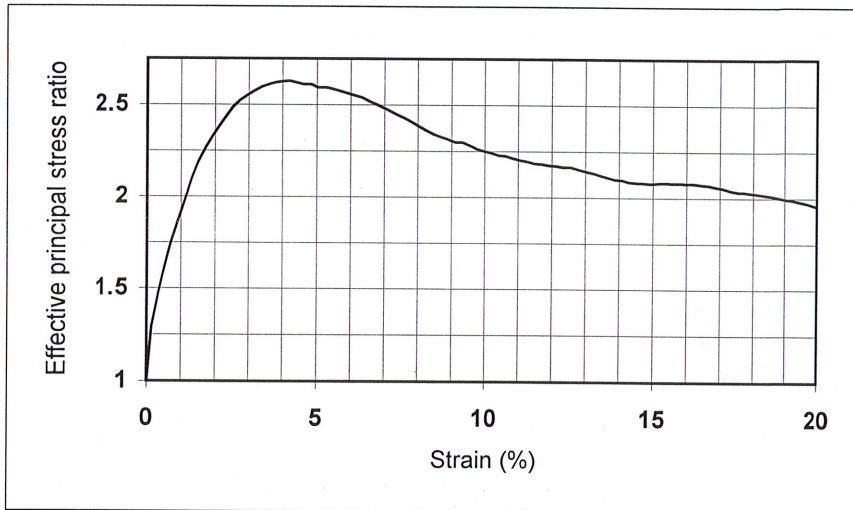
DEPTH (m) : 14.85

Failure Conditions

Specimen 1

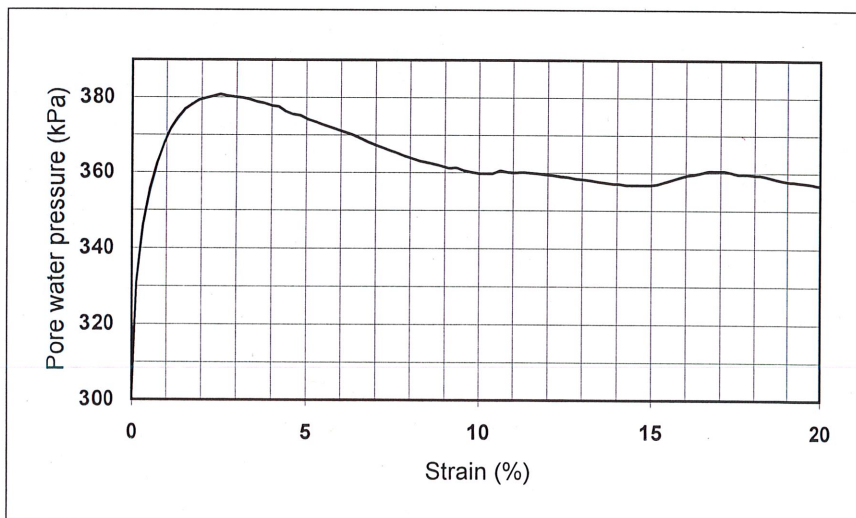
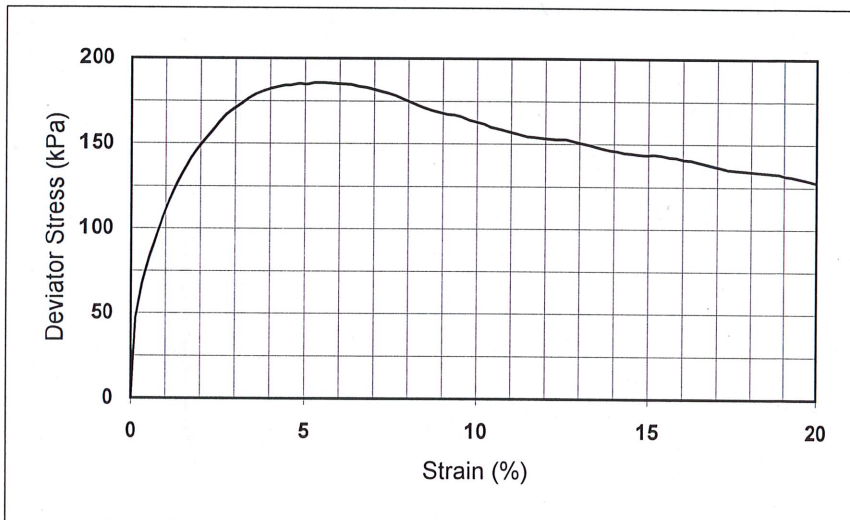
**At maximum stress ratio**

<i>strain</i>	4.21 %
<i>deviator stress</i>	183.3 kPa
<i>stress ratio</i>	2.63



**At maximum deviator stress**

<i>strain</i>	5.69 %
<i>deviator stress</i>	186.2 kPa
<i>stress ratio</i>	2.58



**FAILURE MODE**

PROJECT No : 4339

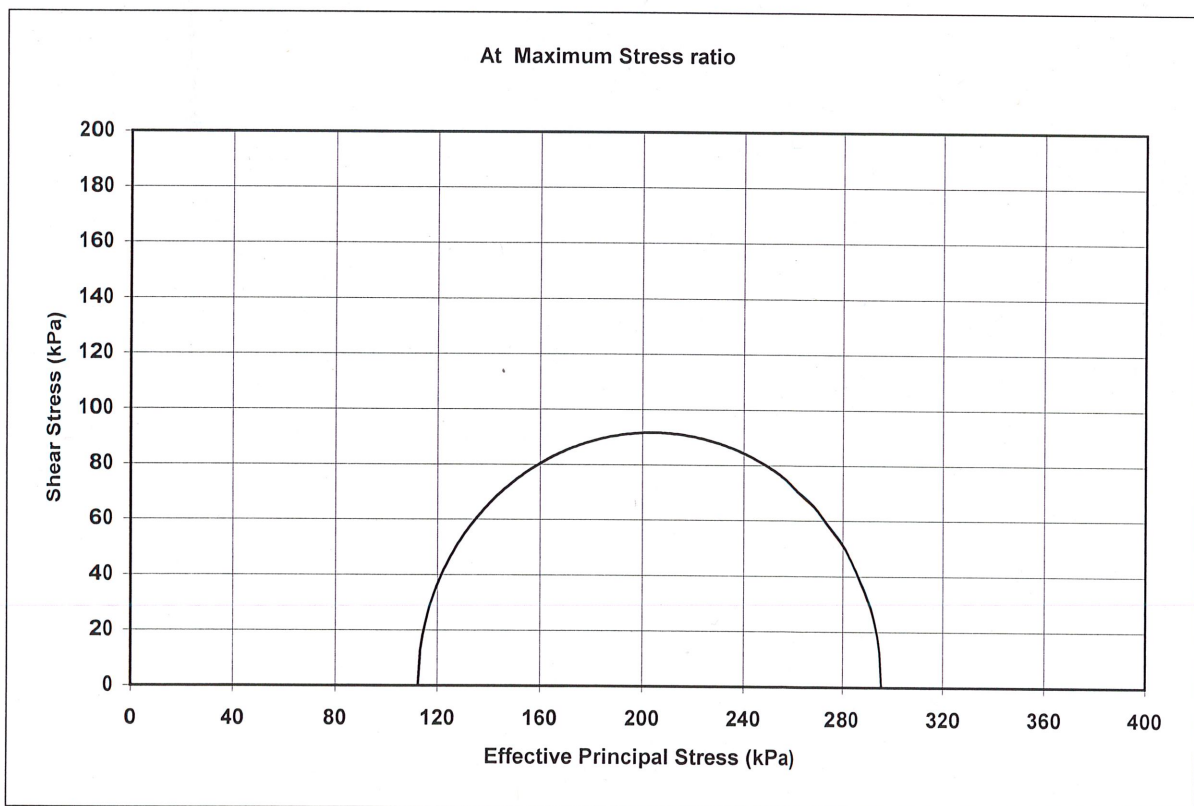
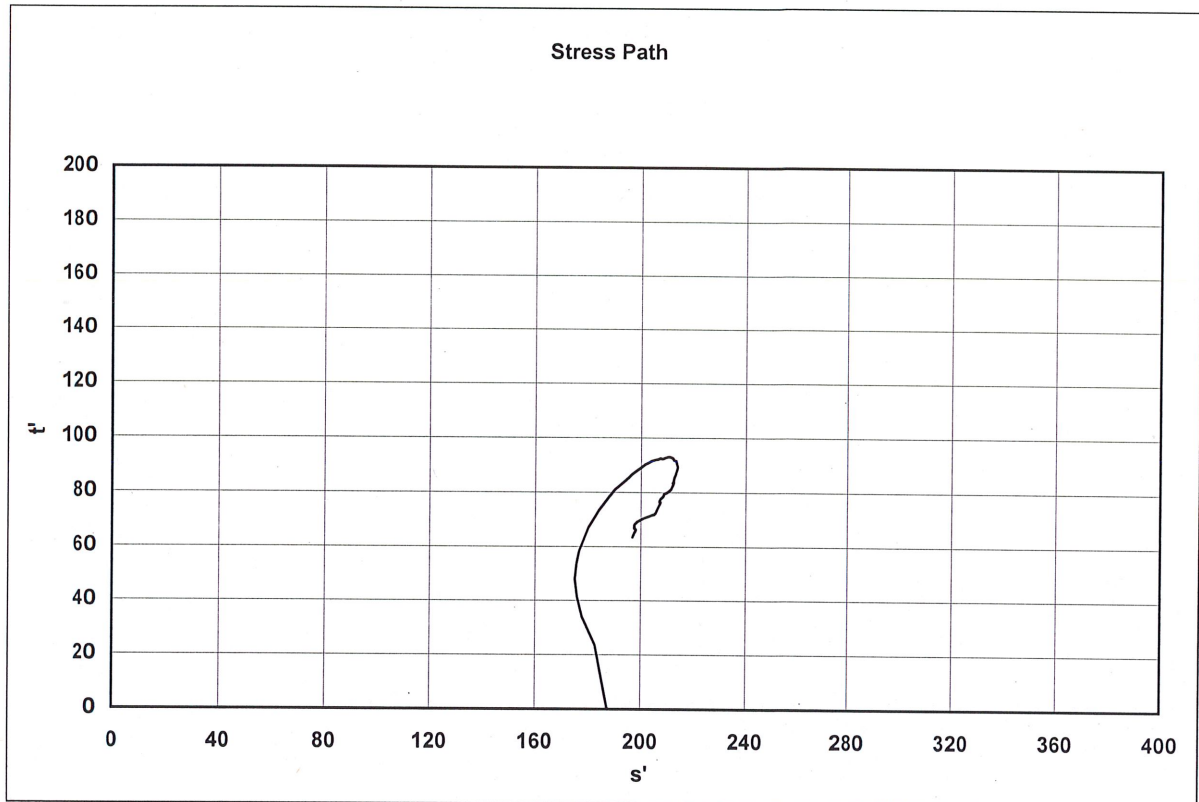
CLIENT : AECOM

PROJECT : Preliminary Onshore Ground Investigation

HOLE : MS\BH04

SAMPLE No : U41

DEPTH (m) : 14.85



# ALLIED EXPLORATION AND GEOTECHNICS LIMITED

Unit 25 Stella Gill Industrial Estate,  
Pelton Fell, Chester le Street, DH2 2RG.

CONSOLIDATED UNDRAINED TRIAXIAL WITH MEASUREMENT OF PORE WATER PRESSURE  
B.S. 1377 : Part 8 : 1990 : Clauses 3,4,5,6 and 7

PROJECT No : 4339

CLIENT : AECOM

PROJECT : Preliminary Onshore Ground Investigation for NZT

HOLE : MS1BH04

SAMPLE No : U48

DEPTH (m) : 17.80

## TEST SPECIMEN PREPARATION

Undisturbed  
Specific Depth (m) : 17.82  
Orientation within original sample : Vertical  
Description : Please refer to sample description sheet.

## TEST SPECIMEN DETAILS

Stage	1	
Length	mm	200.0
Diameter	mm	101.2
Moisture Content	%	18.1
Bulk Density	Mg/m <sup>3</sup>	2.17

## SATURATION STAGE

Drainage Conditions : Both ends and radial boundary  
Final Cell Pressure kPa 520  
Final Pore Pressure kPa 500.7  
Final Pore Pressure Parameter B 0.96  
Duration day(s) 2

## CONSOLIDATION STAGE

Cell Pressure kPa 520  
Back Pressure kPa 300  
Effective Pressure kPa 220  
Final Pore Pressure kPa 306.8  
Duration day(s) 3

## SHEARING STAGE

Cell Pressure kPa 520  
Rate of Axial Displacement mm/min 0.0097  
Final Moisture Content % 18.0  
Final Bulk Density Mg/m<sup>3</sup> 2.17

## CONDITIONS AT FAILURE

	Criterion	Maximum stress ratio
Pore Pressure	kPa	372
Minor Effective Principal Stress	kPa	148
Deviator Stress	kPa	270
Major Effective Principal Stress	kPa	419
Effective Principal Stress Ratio		2.82
Pore Pressure Parameter A		0.24
Axial Strain	%	3.7
Correction applied to Principal Stress	kPa	3.3
Duration	Days	3



PROJECT No : 4339

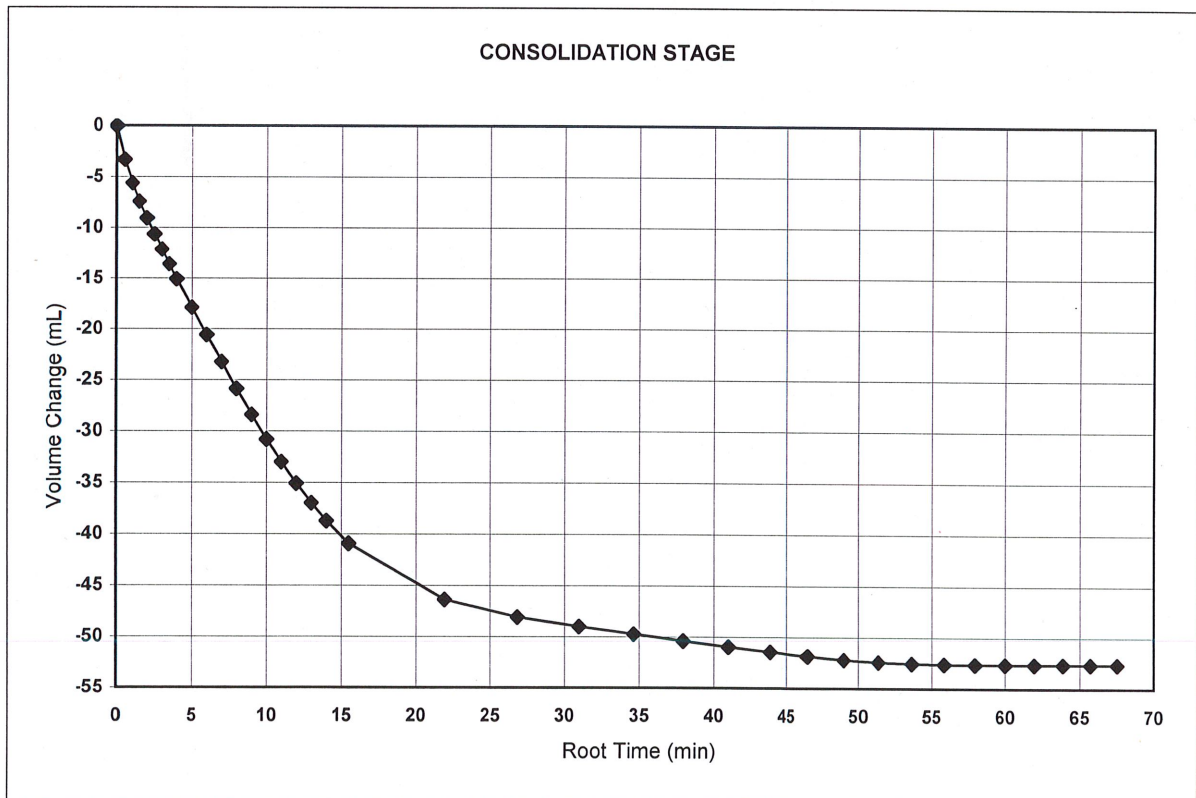
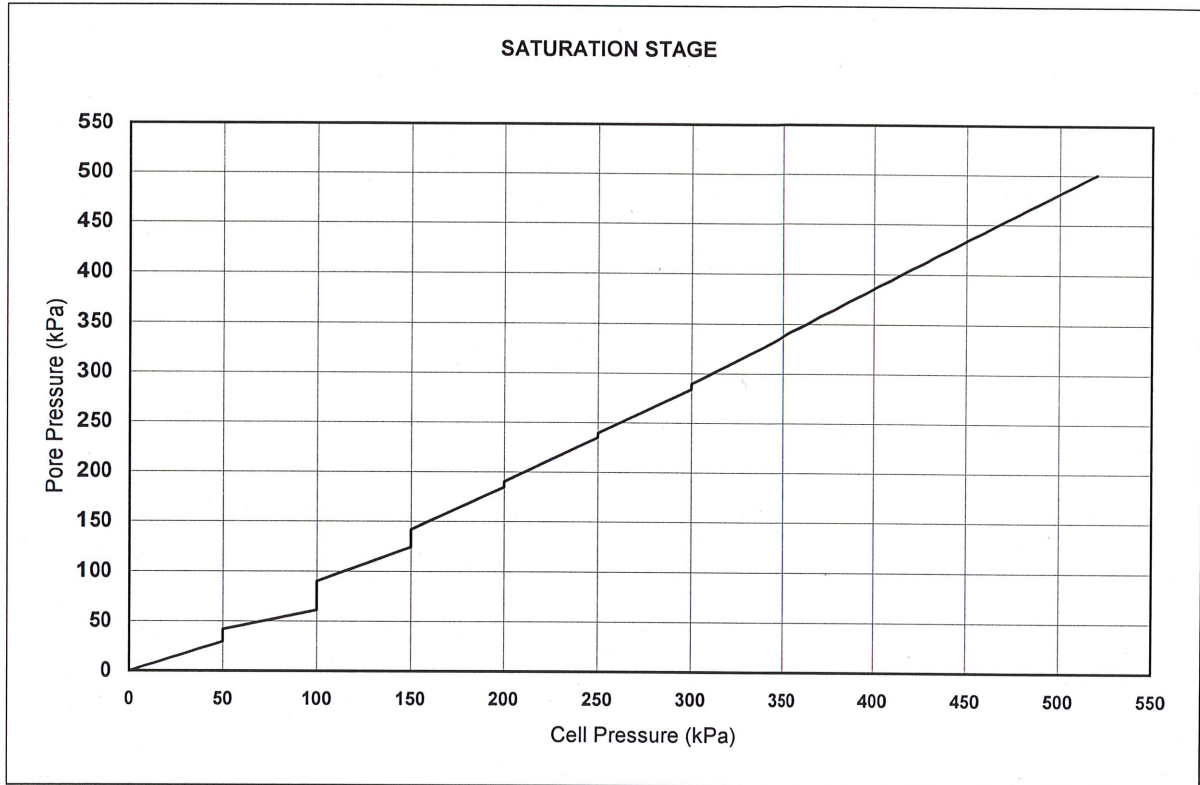
CLIENT : AECOM

PROJECT : Preliminary Onshore Ground Investigation for NZT

HOLE : MS\BH04

SAMPLE No : U48

DEPTH (m) : 17.80



PROJECT No : 4339

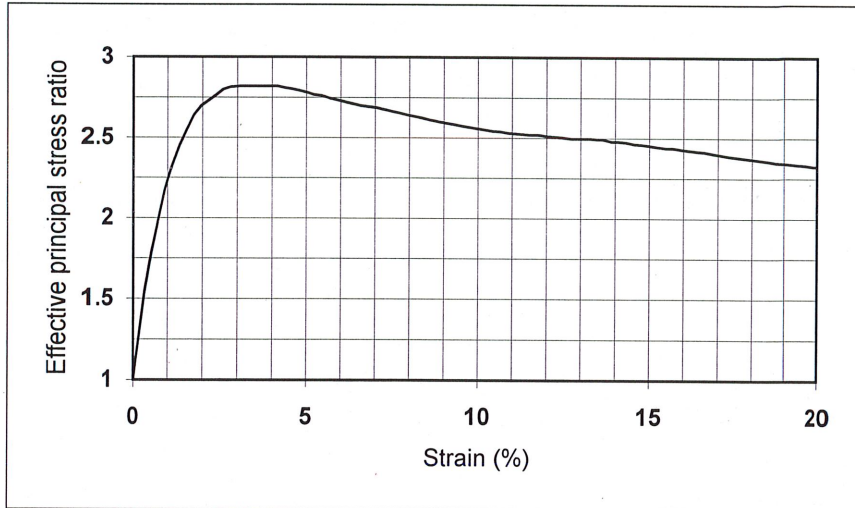
CLIENT : AECOM

PROJECT : Preliminary Onshore Ground Investigation for NZT

HOLE : MS\BH04

SAMPLE No : U48

DEPTH (m) : 17.80

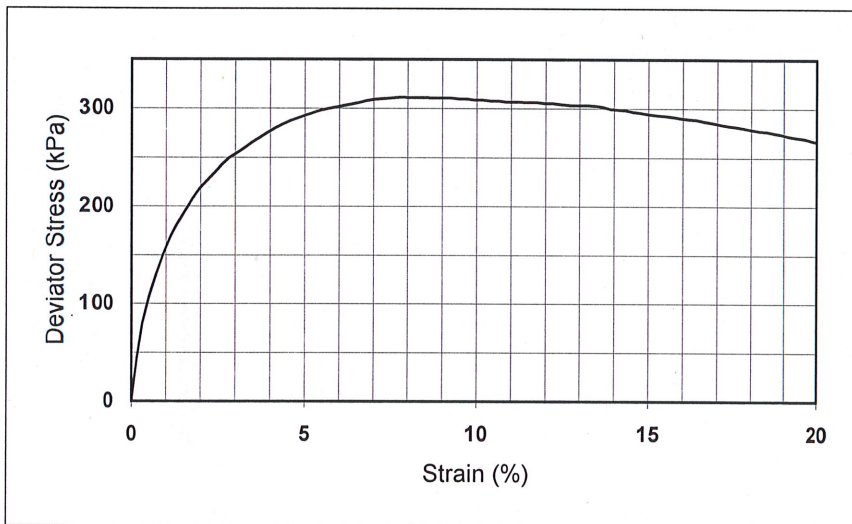


**Failure Conditions**

**Specimen 1**

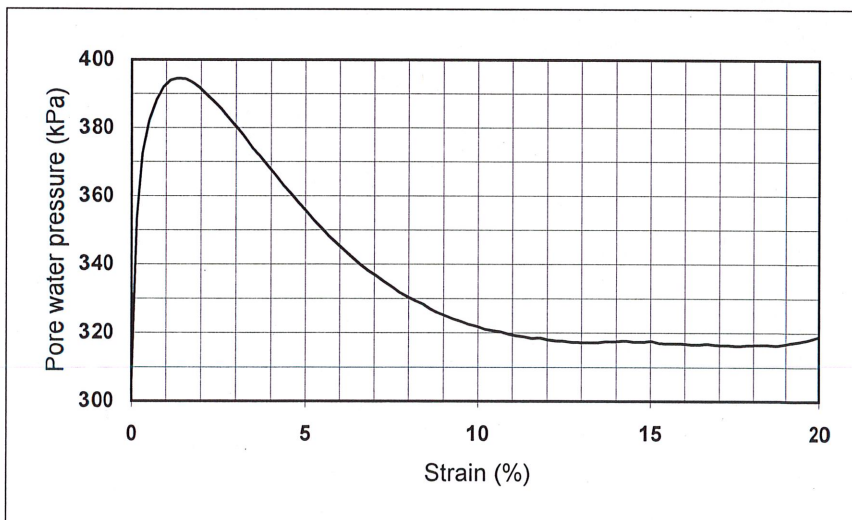
**At maximum stress ratio**

<i>strain</i>	3.70 %
<i>deviator stress</i>	270.2 kPa
<i>stress ratio</i>	2.82



**At maximum deviator stress**

<i>strain</i>	7.72 %
<i>deviator stress</i>	311.3 kPa
<i>stress ratio</i>	2.66



**FAILURE MODE**

PROJECT No : 4339

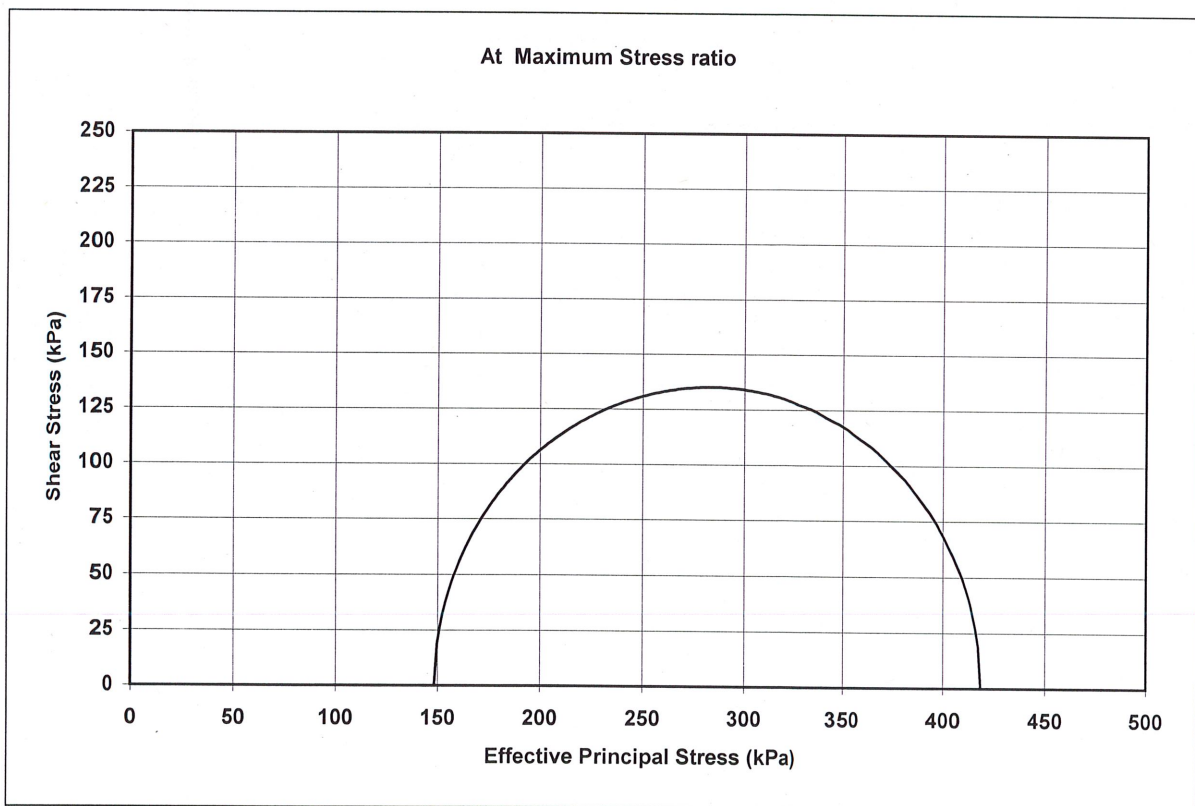
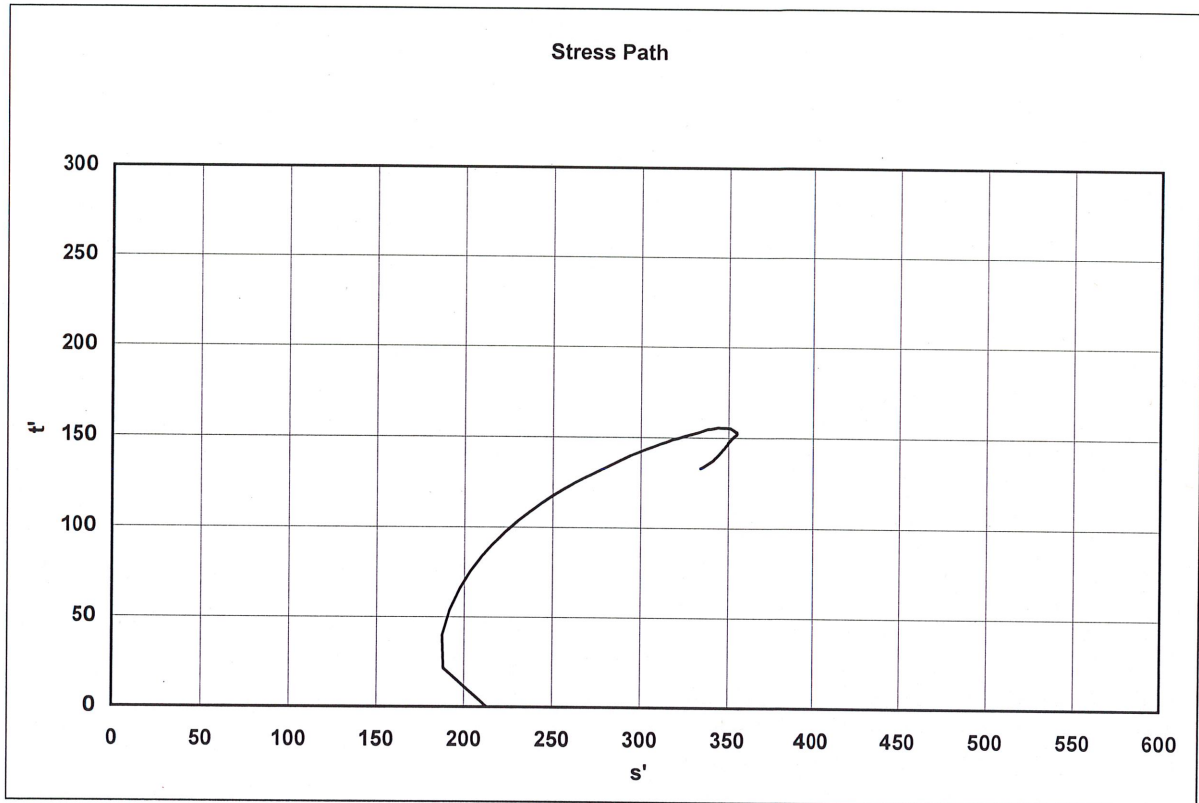
CLIENT : AECOM

PROJECT : Preliminary Onshore Ground Investigation for NZT

HOLE : MS\BH04

SAMPLE No : U48

DEPTH (m) : 17.80



# ALLIED EXPLORATION AND GEOTECHNICS LIMITED

Unit 25 Stella Gill Industrial Estate,  
Pelton Fell, Chester le Street, DH2 2RG.

CONSOLIDATED UNDRAINED TRIAXIAL WITH MEASUREMENT OF PORE WATER PRESSURE  
B.S. 1377 : Part 8 : 1990 : Clauses 3,4,5,6 and 7

PROJECT No : 4339

CLIENT : AECOM

PROJECT : Preliminary Onshore Ground Investigation for NZT

HOLE : MS1BH05

SAMPLE No : C7

DEPTH (m) : 18.30

## TEST SPECIMEN PREPARATION

Undisturbed  
Specific Depth (m) : 18.32  
Orientation within original sample : Vertical  
Description : Please refer to sample description sheet.

## TEST SPECIMEN DETAILS

	Stage	1
Length	mm	200.5
Diameter	mm	102.6
Moisture Content	%	28.3
Bulk Density	Mg/m <sup>3</sup>	2.00

## SATURATION STAGE

Drainage Conditions : Both ends and radial boundary  
Final Cell Pressure kPa 520  
Final Pore Pressure kPa 510.3  
Final Pore Pressure Parameter B 0.998  
Duration day(s) 2

## CONSOLIDATION STAGE

Cell Pressure kPa 520  
Back Pressure kPa 300  
Effective Pressure kPa 220  
Final Pore Pressure kPa 300  
Duration day(s) 3

## SHEARING STAGE

Cell Pressure kPa 520  
Rate of Axial Displacement mm/min 0.00749  
Final Moisture Content % 25.0  
Final Bulk Density Mg/m<sup>3</sup> 1.95

## CONDITIONS AT FAILURE

	Criterion	Maximum stress ratio
Pore Pressure	kPa	407
Minor Effective Principal Stress	kPa	113
Deviator Stress	kPa	170
Major Effective Principal Stress	kPa	283
Effective Principal Stress Ratio		2.51
Pore Pressure Parameter A		0.63
Axial Strain	%	8.6
Correction applied to Principal Stress	kPa	4.9
Duration	Days	3

PROJECT No : 4339

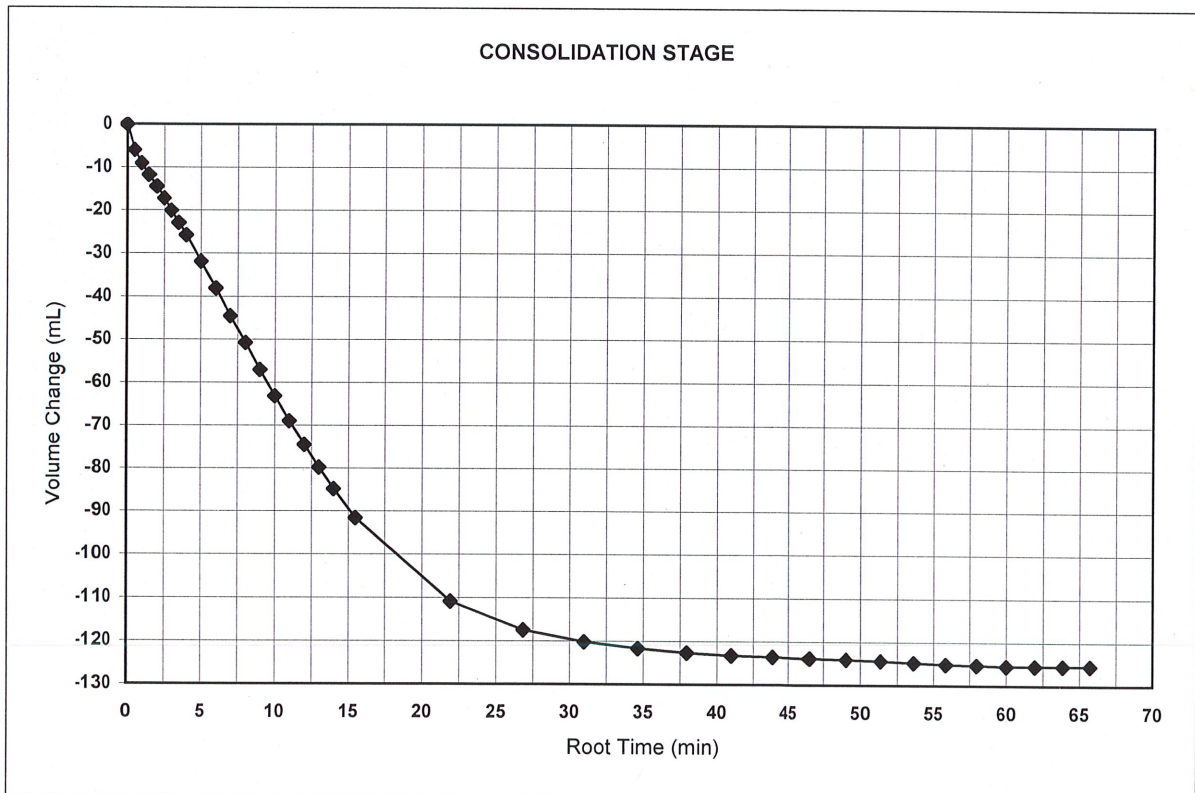
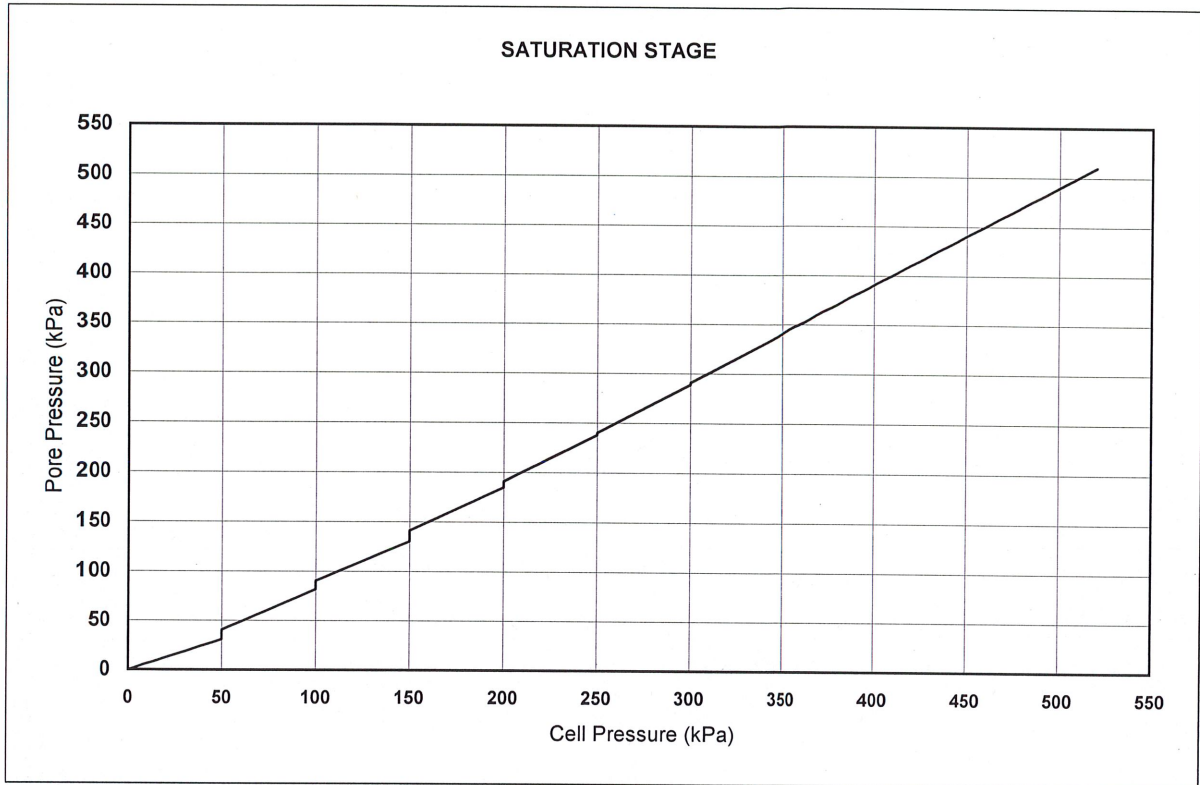
CLIENT : AECOM

PROJECT : Preliminary Onshore Ground Investigation for NZT

HOLE : MS\BH05

SAMPLE No : C7

DEPTH (m) : 18.30



PROJECT No : 4339

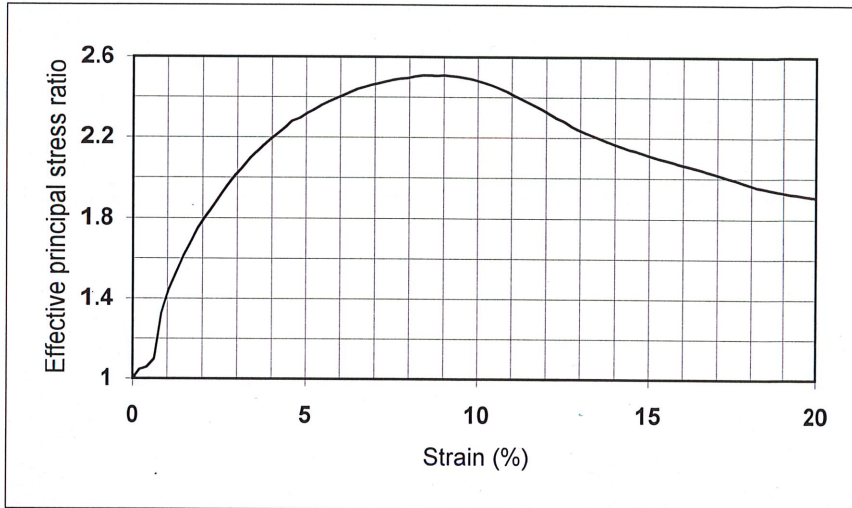
CLIENT : AECOM

PROJECT : Preliminary Onshore Ground Investigation for NZT

HOLE : MS\BH05

SAMPLE No : C7

DEPTH (m) : 18.30

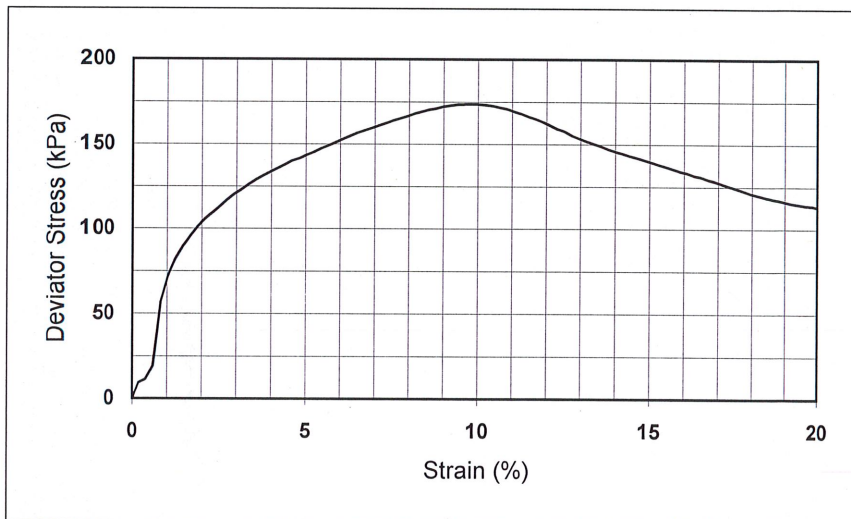


**Failure Conditions**

**Specimen 1**

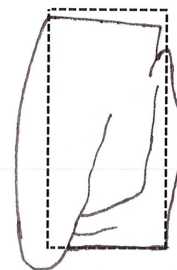
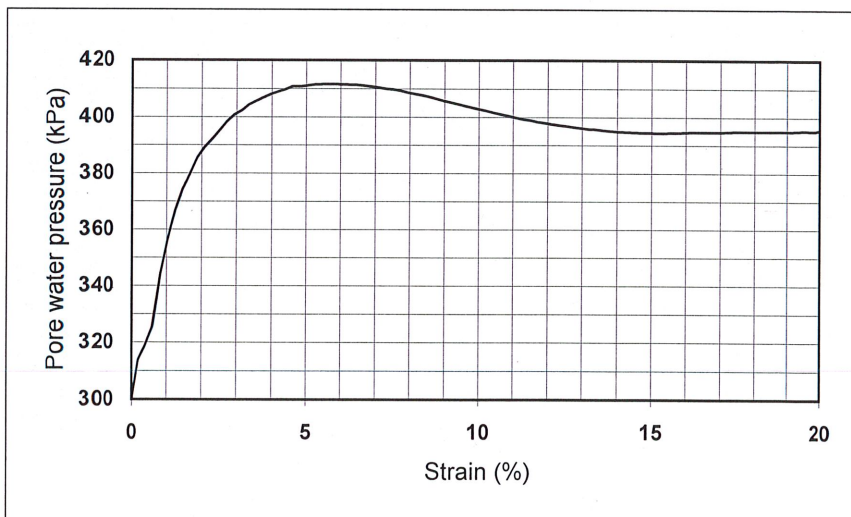
**At maximum stress ratio**

<i>strain</i>	8.58	%
<i>deviator stress</i>	170.4	kPa
<i>stress ratio</i>	2.51	



**At maximum deviator stress**

<i>strain</i>	9.82	%
<i>deviator stress</i>	173.8	kPa
<i>stress ratio</i>	2.49	



**FAILURE MODE**

PROJECT No : 4339

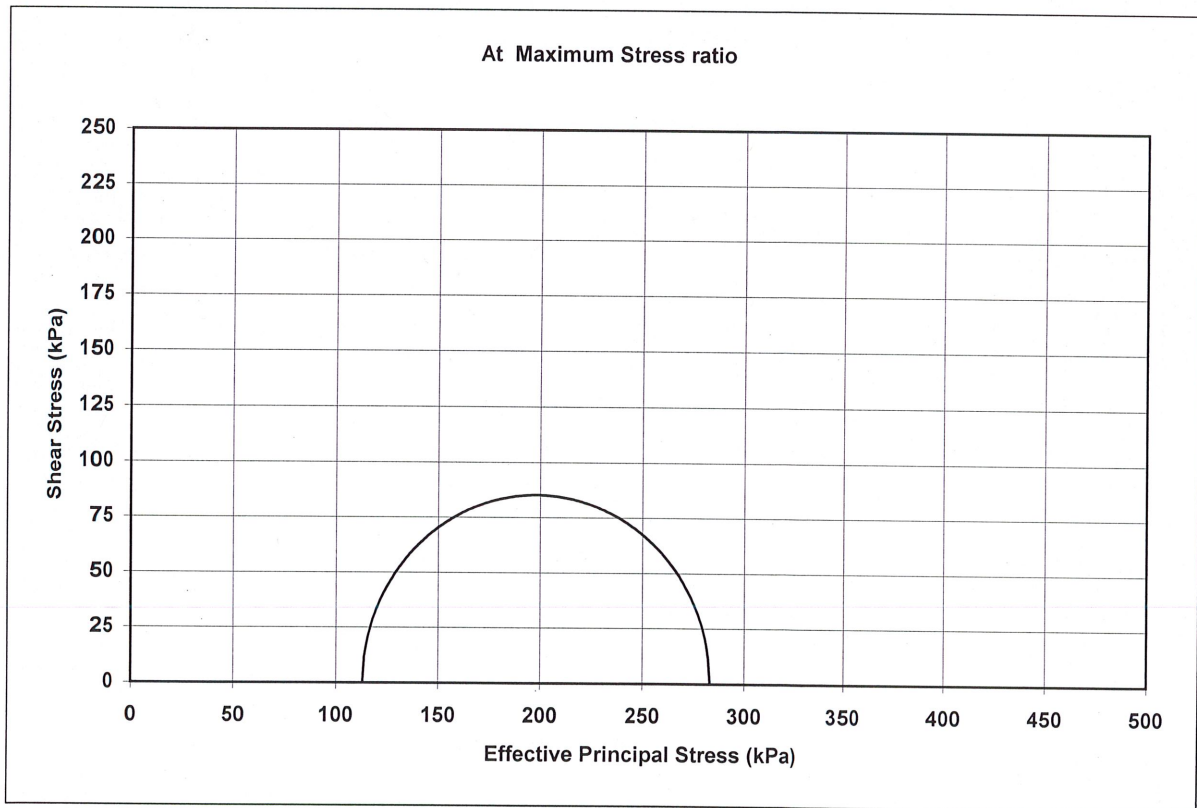
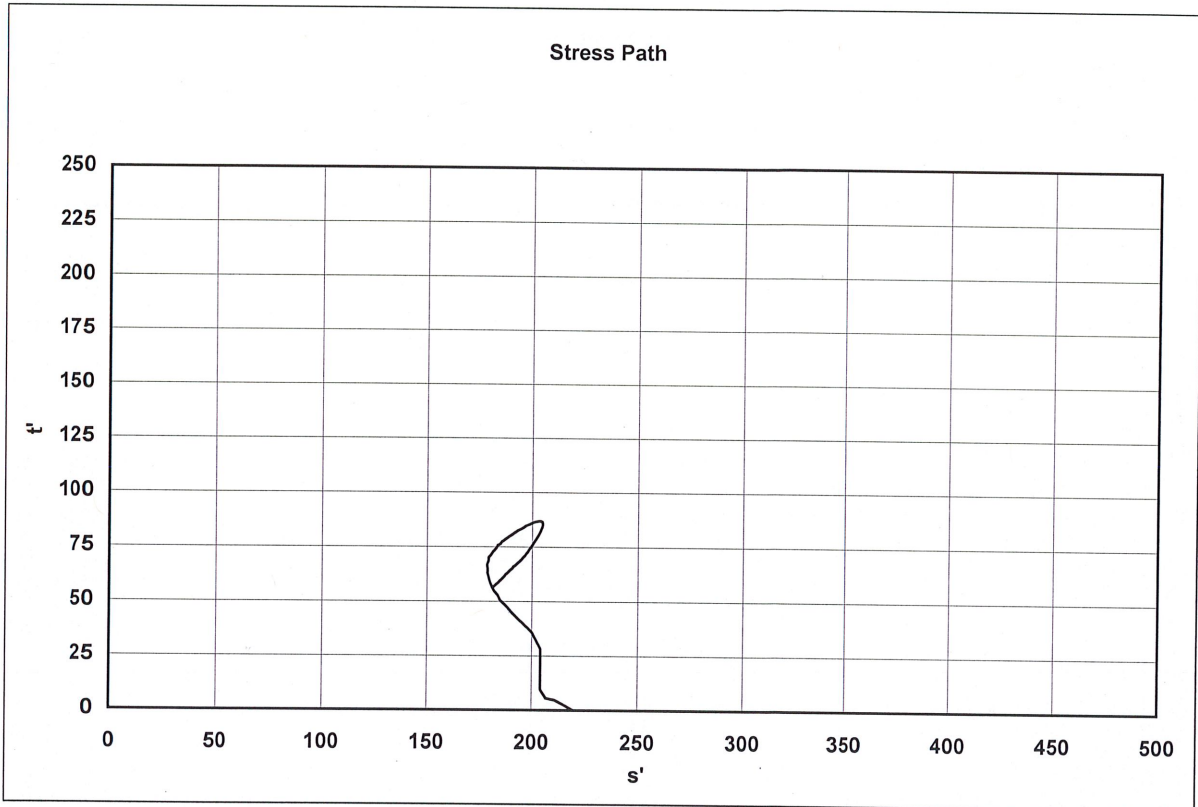
CLIENT : AECOM

PROJECT : Preliminary Onshore Ground Investigation for NZT

HOLE : MS\BH05

SAMPLE No : C7

DEPTH (m) : 18.30



# ALLIED EXPLORATION AND GEOTECHNICS LIMITED

Unit 25 Stella Gill Industrial Estate,

Pelton Fell, Chester le Street, DH2 2RG.

CONSOLIDATED UNDRAINED TRIAXIAL WITH MEASUREMENT OF PORE WATER PRESSURE

B.S. 1377 : Part 8 : 1990 : Clauses 3,4,5,6 and 7

PROJECT No : 4339

CLIENT : AECOM

PROJECT : Preliminary Onshore Ground Investigation for NZT

HOLE : MS1BH07

SAMPLE No : U54

DEPTH (m) : 17.10

## TEST SPECIMEN PREPARATION

Undisturbed  
Specific Depth (m) : 17.38  
Orientation within original sample : Vertical  
Description : Please refer to sample description sheet.

## TEST SPECIMEN DETAILS

	Stage	1
Length	mm	200.4
Diameter	mm	101.3
Moisture Content	%	20.3
Bulk Density	Mg/m <sup>3</sup>	2.10

## SATURATION STAGE

Drainage Conditions : Both ends and radial boundary  
Final Cell Pressure kPa 515  
Final Pore Pressure kPa 500  
Final Pore Pressure Parameter B 0.98  
Duration day(s) 2

## CONSOLIDATION STAGE

Cell Pressure kPa 515  
Back Pressure kPa 300  
Effective Pressure kPa 215  
Final Pore Pressure kPa 299.6  
Duration day(s) 2

## SHEARING STAGE

Cell Pressure kPa 515  
Rate of Axial Displacement mm/min 0.01378  
Final Moisture Content % 3368.0  
Final Bulk Density Mg/m<sup>3</sup> 2.09

## CONDITIONS AT FAILURE

	Criterion	Maximum stress ratio
Pore Pressure	kPa	376
Minor Effective Principal Stress	kPa	139
Deviator Stress	kPa	303
Major Effective Principal Stress	kPa	442
Effective Principal Stress Ratio		3.18
Pore Pressure Parameter A		0.25
Axial Strain	%	3.5
Correction applied to Principal Stress	kPa	3.1
Duration	Days	2



PROJECT No : 4339

CLIENT : AECOM

PROJECT : Preliminary Onshore Ground Investigation for NZT

HOLE : MS\BH07

SAMPLE No : U54

DEPTH (m) : 17.10

